

Montgomery County Environmental Services (MCES) operates two public water systems. Greater Moraine Public Water System #1(PWS5701315) and Greater Moraine Public Water System #2(PWS5701503).Both systems include over 1380 miles of water main, types of water mains within those miles are C900, Cast Iron, Ductile Iron, High Density Polyethylene Pipe (HDPE), and Pre-stressed Concrete Cylinder Pipe(PCCP). The copper setters made prior to June 1986 may contain lead solder, all copper setters made after 1986 may not. Lead services lines have been encountered within both systems that MCES maintains. MCES now has Standard Operating Procedures and tracking systems in place to track and remove any lead lines encountered in the future.

Because it is practically impossible to determine the lead content of an installed fixture, fitting or pipe, it should be assumed that the manufacture or installation date is the primary indicator of the lead content. Therefore, the characteristics of buildings and piping solder or fixtures would be buildings in Ohio built prior to 1998 or that use plumbing material or solder manufactured before 1998 may have materials with greater than 8% lead and are at higher risk of contributing lead to the drinking water than materials manufactured after 1998. In addition, buildings built and plumbing materials manufactured after 2014 were required to have less than 0.25% lead by weight and have the lowest risk for contributing lead to the drinking water. It should be noted however that, although prohibited, some use of leaded solder or leaded components may have occurred after the prohibitions became effective.

CLAYTON

BUTLER TWP

VANDALIA

HUBER HEIGHTS

DAYTON

MAD RIVER TWP

RIVERSIDE

OAKWOOD

KETTERING

WASHINGTON TWP

CENTERVILLE

SPRINGBORO

CARLISLE

MIAMI TWP

MIAMISBURG

WEST CARROLLTON

MORaine

JEFFERSON TWP

Montgomery County Environmental Services

Montgomery County, Ohio

Water Service Line & Component Information

Buildings in Ohio built prior to 1998 or that use plumbing material or older manufactured before 1998 may have materials with greater than 8% lead and are at a higher risk of contributing lead to the drinking water than materials manufactured after 1998. In addition buildings built and plumbing materials manufactured after 2014 were required to have less than 0.25 lead by weight and have the lowest risk for contributing lead to drinking water.

Montgomery County Environmental Services (MCES) operates two public water systems. Greater Moraine Public Water System #1(PWS#5701315) and Greater Moraine Public Water System #2(PWS#5701503). Both systems include over 1380 miles of water main, types of water mains within those miles are C900, Cast Iron, Ductile Iron, High Density Polyethylene Pipe (HDPE), and Pre-stressed Concrete Cylinder Pipe(PCCP). The copper settlers made prior to June 1986 may contain lead solder, all copper settlers made after 1986 may not. Lead services lines have been encountered within both systems that MCES maintains. MCES now has Standard Operating Procedures and tracking systems in place to track and remove any lead lines encountered in the future.

Because it is practically impossible to determine the lead content of an installed fixture, fitting or pipe, it should be assumed that the manufacture or installation date is the primary indicator of the lead content. Therefore, the characteristics of buildings and piping solder or fixtures would be buildings in Ohio built prior to 1998 or that use plumbing material or solder manufactured before 1998 may have materials with greater than 8% lead and are at higher risk of contributing lead to the drinking water than materials manufactured after 1998. In addition, buildings built and plumbing materials manufactured after 2014 were required to have less than 0.25% lead by weight and have the lowest risk for contributing lead to the drinking water. It should be noted however that, although prohibited, some use of leaded solder or leaded components may have occurred after the prohibitions became effective.

MCES South System

PWS#5701315

Public Side of Water Service

Verified Non Lead lines and Non Lead components

Private Side of Water Service

Verified Non Lead lines and Non Lead components

Likely Lead Area

Potential Water Service or Components Containing Lead





Private Side of Water Service

- Potential Lead Containing Components (186)
- Copper & PVC (0)
- Verified Lead Lines (0)

Public Side of Water Service

- Potential Lead Containing Components (15)
- Copper & PVC (162)
- Verified Lead Lines (0)

Montgomery County Environmental Services

Montgomery County, Ohio

Water Service Line & Component Information

Buildings in Ohio built prior to 1998 or that use plumbing material or older manufactured before 1998 may have materials with greater than 8% lead and are at a higher risk of contributing lead to the drinking water than materials manufactured after 1998. In addition buildings built and plumbing materials manufactured after 2014 were required to have less than 0.25 lead by weight and have the lowest risk for contributing lead to drinking water.

Montgomery County Environmental Services (MCES) operates two public water systems. Greater Moraine Public Water System #1(PWS5701315) and Greater Moraine Public Water System #2(PWS5701503). Both systems include over 1380 miles of water main, types of water mains within those miles are C900, Cast Iron, Ductile Iron, High Density Polyethylene Pipe (HDPE), and Pre-stressed Concrete Cylinder Pipe(PCCP). The copper setters made prior to June 1986 may contain lead solder, all copper setters made after 1986 may not. Lead services lines have been encountered within both systems that MCES maintains. MCES now has Standard Operating Procedures and trackingsystems in place to track and remove any lead lines encountered in the future.

Because it is practically impossible to determine the lead content of an installed fixture, fitting or pipe,it should be assumed that the manufacture or installation date is the primary indicator of the lead content. Therefore, the characteristics of buildings and piping solder or fixtures would be buildings in Ohio built prior to 1998 or that use plumbing material or solder manufactured before 1998 may have materials with greater than 8% lead and are at higher risk of contributing lead to the drinking water than materials manufactured after 1998. In addition, buildings built and plumbing materials manufactured after 2014 were required to have less than 0.25% lead by weight and have the lowest risk for contributing lead to the drinking water. It should be noted however that, although prohibited, some use of leaded solder or leaded components may have occurred after the prohibitions became effective.

| | | | | | | | | | | | |
|----|----|----|----|----|----|----|----|----|----|-----|--|
| 0Q | 1Q | 2Q | 3Q | 4Q | 5Q | 6Q | 7Q | | | | |
| 0P | 1P | 2P | 3P | 4P | 5P | 6P | 7P | | | | |
| 0O | 1O | 2O | 3O | 4O | 5O | 6O | 7O | 8O | 9O | 10O | |
| 0N | 1N | 2N | 3N | 4N | 5N | 6N | 7N | 8N | 9N | 10N | |
| 0M | 1M | 2M | 3M | 4M | 5M | 6M | 7M | 8M | 9M | 10M | |
| 0L | 1L | 2L | 3L | 4L | 5L | 6L | 7L | 8L | 9L | | |
| 0K | 1K | 2K | 3K | 4K | 5K | 6K | 7K | 8K | 9K | | |
| 0J | 1J | 2J | 3J | 4J | 5J | 6J | 7J | 8J | 9J | | |
| 0I | 1I | 2I | 3I | 4I | 5I | 6I | 7I | 8I | 9I | | |
| 0H | 1H | 2H | 3H | 4H | 5H | 6H | 7H | 8H | 9H | | |
| 0G | 1G | 2G | 3G | 4G | 5G | 6G | 7G | 8G | | | |
| 0F | 1F | 2F | 3F | 4F | 5F | 6F | 7F | 8F | | | |
| 0E | 1E | 2E | 3E | 4E | 5E | 6E | 7E | 8E | | | |
| 0D | 1D | 2D | 3D | 4D | 5D | 6D | 7D | 8D | | | |
| 0C | 1C | 2C | 3C | 4C | 5C | 6C | 7C | 8C | | | |
| 0B | 1B | 2B | 3B | 4B | 5B | 6B | 7B | 8B | | | |
| | | | | | | | | | | | |

MCES Water Service Area





Private Side of Water Service

- Potential Lead Containing Components (1,723)
- Copper & PVC (0)
- Verified Lead Lines (0)

Public Side of Water Service

- Potential Lead Containing Components (945)
- Copper & PVC (765)
- Verified Lead Lines (0)

Montgomery County Environmental Services

Montgomery County, Ohio

Water Service Line & Component Information

Buildings in Ohio built prior to 1998 or that use plumbing material or older manufactured before 1998 may have materials with greater than 8% lead and are at a higher risk of contributing lead to the drinking water than materials manufactured after 1998. In addition buildings built and plumbing materials manufactured after 2014 were required to have less than 0.25 lead by weight and have the lowest risk for contributing lead to drinking water.

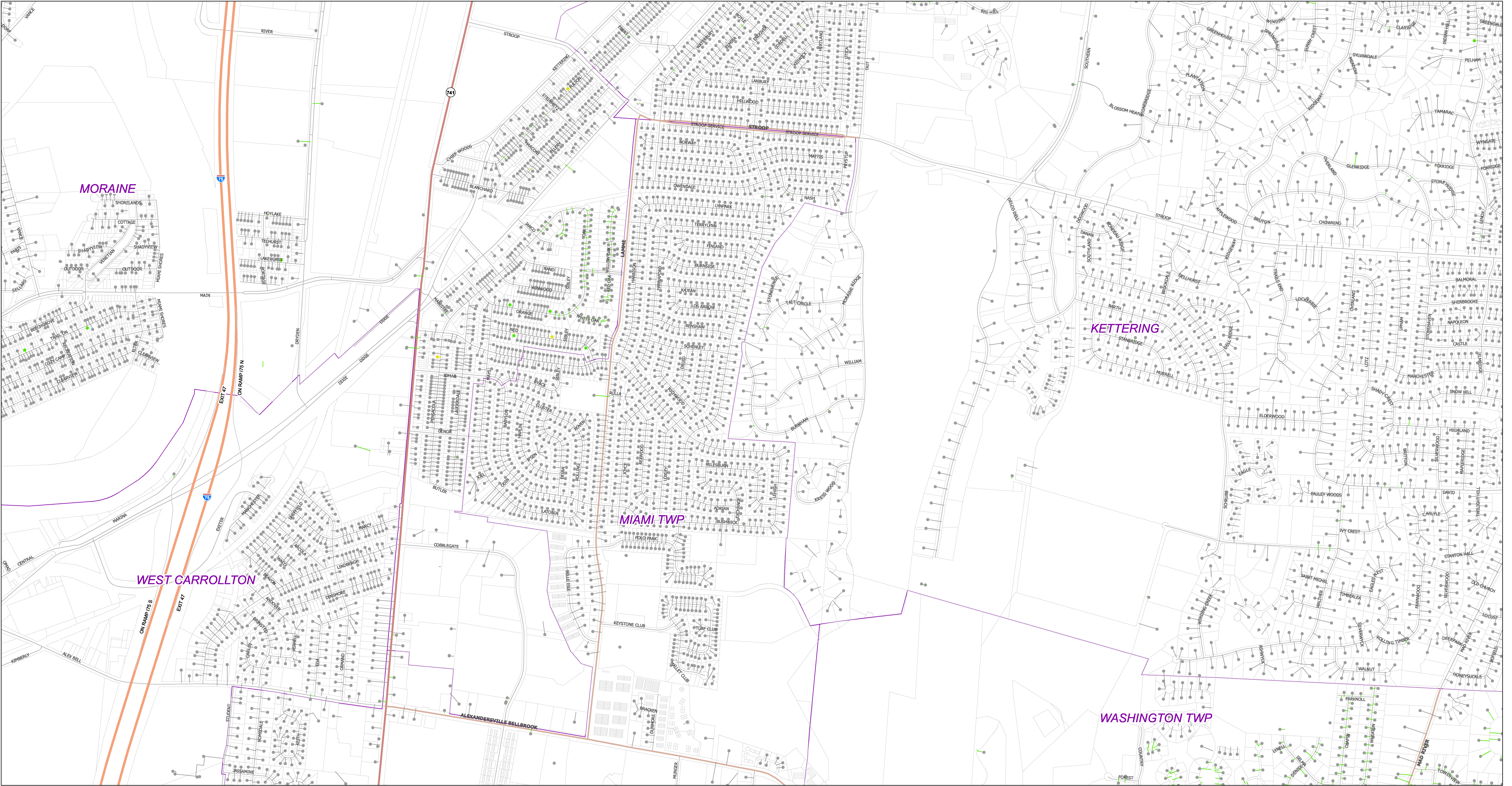
Montgomery County Environmental Services (MCES) operates two public water systems. Greater Moraine Public Water System #1(PWS5701315) and Greater Moraine Public Water System #2(PWS5701503). Both systems include over 1380 miles of water main, types of water mains within those miles are C900, Cast Iron, Ductile Iron, High Density Polyethylene Pipe (HDPE), and Pre-stressed Concrete Cylinder Pipe(PCCP). The copper setters made prior to June 1986 may contain lead solder, all copper setters made after 1986 may not. Lead services lines have been encountered within both systems that MCES maintains. MCES now has Standard Operating Procedures and trackingsystems in place to track and remove any lead lines encountered in the future.

Because it is practically impossible to determine the lead content of an installed fixture, fitting or pipe,it should be assumed that the manufacture or installation date is the primary indicator of the lead content. Therefore, the characteristics of buildings and piping solder or fixtures would be buildings in Ohio built prior to 1998 or that use plumbing material or solder manufactured before 1998 may have materials with greater than 8% lead and are at higher risk of contributing lead to the drinking water than materials manufactured after 1998. In addition, buildings built and plumbing materials manufactured after 2014 were required to have less than 0.25% lead by weight and have the lowest risk for contributing lead to the drinking water. It should be noted however that, although prohibited, some use of leaded solder or leaded components may have occurred after the prohibitions became effective.

| | | | | | | | | | |
|----|----|----|----|----|----|----|----|----|----|
| 0Q | 1Q | 2Q | 3Q | 4Q | 5Q | 6Q | 7Q | | |
| 0P | 1P | 2P | 3P | 4P | 5P | 6P | 7P | | |
| 0O | 1O | 2O | 3O | 4O | 5O | 6O | 7O | 8O | 9O |
| 0N | 1N | 2N | 3N | 4N | 5N | 6N | 7N | 8N | 9N |
| 0M | 1M | 2M | 3M | 4M | 5M | 6M | 7M | 8M | 9M |
| 0L | 1L | 2L | 3L | 4L | 5L | 6L | 7L | 8L | 9L |
| 0K | 1K | 2K | 3K | 4K | 5K | 6K | 7K | 8K | 9K |
| 0J | 1J | 2J | 3J | 4J | 5J | 6J | 7J | 8J | 9J |
| 0I | 1I | 2I | 3I | 4I | 5I | 6I | 7I | 8I | 9I |
| 0H | 1H | 2H | 3H | 4H | 5H | 6H | 7H | 8H | 9H |
| 0G | 1G | 2G | 3G | 4G | 5G | 6G | 7G | 8G | 9G |
| 0F | 1F | 2F | 3F | 4F | 5F | 6F | 7F | 8F | 9F |
| 0E | 1E | 2E | 3E | 4E | 5E | 6E | 7E | 8E | 9E |
| 0D | 1D | 2D | 3D | 4D | 5D | 6D | 7D | 8D | 9D |
| 0C | 1C | 2C | 3C | 4C | 5C | 6C | 7C | 8C | 9C |
| 0B | 1B | 2B | 3B | 4B | 5B | 6B | 7B | 8B | 9B |
| | | | | 6A | 7A | 8A | | | |

MCES Water Service Area





Private Side of Water Service

- Potential Lead Containing Components (2,998)
- Copper & PVC (5)
- Verified Lead Lines (3)

Public Side of Water Service

- Potential Lead Containing Components (2,835)
- Copper & PVC (163)
- Verified Lead Lines (7)

Montgomery County Environmental Services

Montgomery County, Ohio

Water Service Line & Component Information

Buildings in Ohio built prior to 1998 or that use plumbing material or older manufactured before 1998 may have materials with greater than 8% lead and are at a higher risk of contributing lead to the drinking water than materials manufactured after 1998. In addition buildings built and plumbing materials manufactured after 2014 were required to have less than 0.25 lead by weight and have the lowest risk for contributing lead to drinking water.

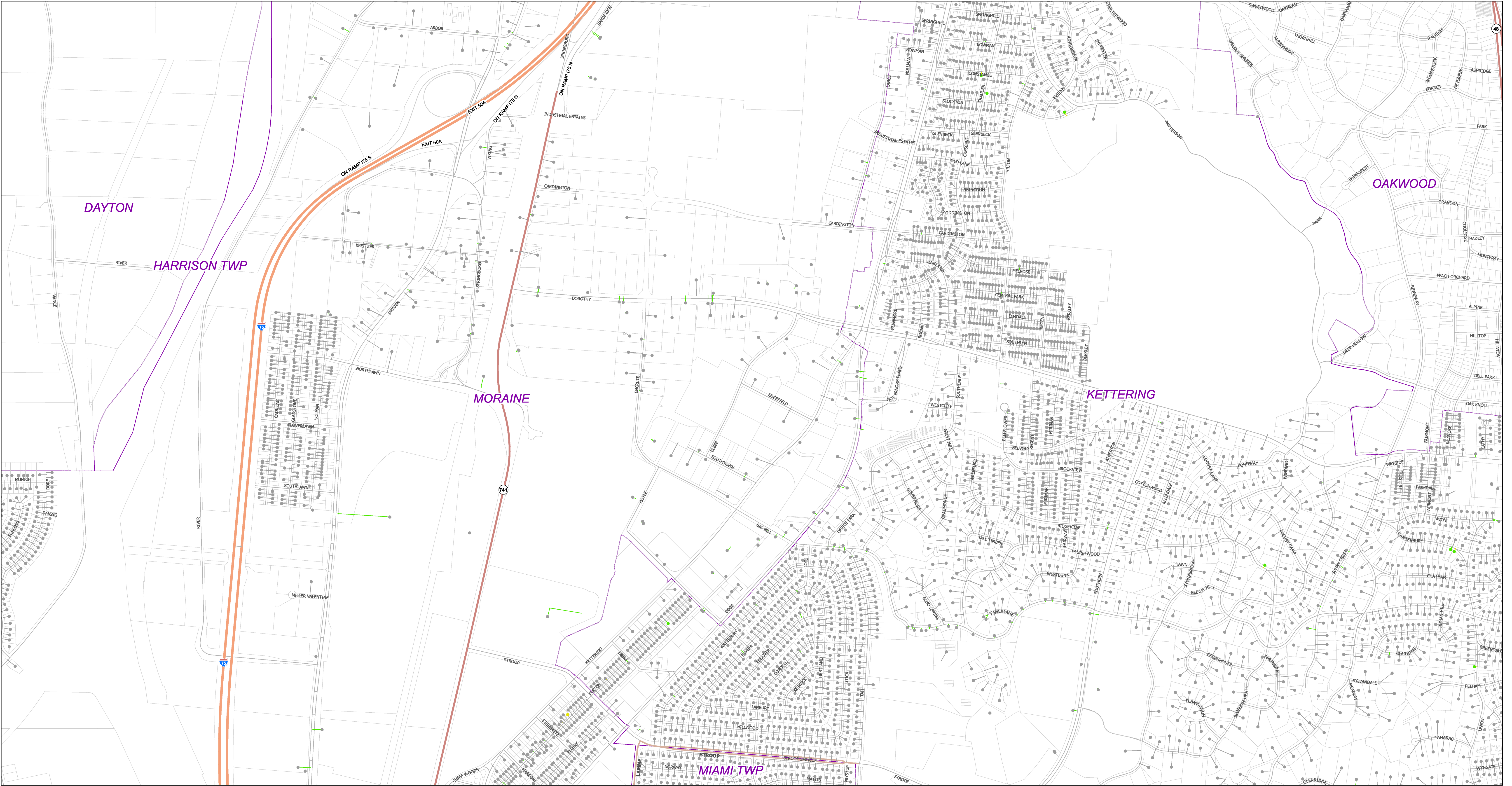
Montgomery County Environmental Services (MCES) operates two public water systems. Greater Moraine Public Water System #1(PWS5701315) and Greater Moraine Public Water System #2(PWS5701503). Both systems include over 1380 miles of water main, types of water mains within those miles are C900, Cast Iron, Ductile Iron, High Density Polyethylene Pipe (HDPE), and Pre-stressed Concrete Cylinder Pipe(PCCP). The copper settlers made prior to June 1986 may contain lead solder, all copper settlers made after 1986 may not. Lead services lines have been encountered within both systems that MCES maintains. MCES now has Standard Operating Procedures and trackingsystems in place to track and remove any lead lines encountered in the future.

Because it is practically impossible to determine the lead content of an installed fixture, fitting or pipe,it should be assumed that the manufacture or installation date is the primary indicator of the lead content. Therefore, the characteristics of buildings and piping solder or fixtures would be buildings in Ohio built prior to 1998 or that use plumbing material or solder manufactured before 1998 may have materials with greater than 8% lead and are at higher risk of contributing lead to the drinking water than materials manufactured after 1998. In addition, buildings built and plumbing materials manufactured after 2014 were required to have less than 0.25% lead by weight and have the lowest risk for contributing lead to the drinking water. It should be noted however that, although prohibited, some use of leaded solder or leaded components may have occurred after the prohibitions became effective.

| 0Q | 1Q | 2Q | 3Q | 4Q | 5Q | 6Q | 7Q | | | | | | | | |
|----|----|----|----|----|----|----|----|----|----|-----|----|--|--|--|--|
| 0P | 1P | 2P | 3P | 4P | 5P | 6P | 7P | | | | | | | | |
| 0O | 1O | 2O | 3O | 4O | 5O | 6O | 7O | 8O | 9O | 10O | | | | | |
| 0N | 1N | 2N | 3N | 4N | 5N | 6N | 7N | 8N | 9N | 10N | | | | | |
| 0M | 1M | 2M | 3M | 4M | 5M | 6M | 7M | 8M | 9M | 10M | | | | | |
| 0L | 1L | 2L | 3L | 4L | 5L | 6L | 7L | 8L | 9L | | | | | | |
| 0K | 1K | 2K | 3K | 4K | 5K | 6K | 7K | 8K | 9K | | | | | | |
| 0J | 1J | 2J | 3J | 4J | 5J | 6J | 7J | 8J | 9J | | | | | | |
| 0I | 1I | 2I | 3I | 4I | 5I | 6I | 7I | 8I | 9I | | | | | | |
| 0H | 1H | 2H | 3H | 4H | 5H | 6H | 7H | 8H | | | | | | | |
| 0G | 1G | 2G | 3G | 4G | 5G | 6G | 7G | 8G | | | | | | | |
| 0F | 1F | 2F | 3F | 4F | 5F | 6F | 7F | 8F | | | | | | | |
| 0E | 1E | 2E | 3E | 4E | 5E | 6E | 7E | 8E | | | | | | | |
| 0D | 1D | 2D | 3D | 4D | 5D | 6D | 7D | 8D | | | | | | | |
| 0C | 1C | 2C | 3C | 4C | 5C | 6C | 7C | 8C | | | | | | | |
| 0B | 1B | 2B | 3B | 4B | 5B | 6B | 7B | 8B | 6A | 7A | 8A | | | | |

MCES Water Service Area





Private Side of Water Service

- Potential Lead Containing Components (2,099)
- Copper & PVC (3)
- Verified Lead Lines (0)

Public Side of Water Service

- Potential Lead Containing Components (1,933)
- Copper & PVC (156)
- Verified Lead Lines (2)

Montgomery County Environmental Services (MCES) operates two public water systems. Greater Moraine Public Water System #1(PWS5701315) and Greater Moraine Public Water System #2(PWS5701503). Both systems include over 1380 miles of water main, types of water mains within those miles are C900, Cast Iron, Ductile Iron, High Density Polyethylene Pipe (HDPE), and Pre-stressed Concrete Cylinder Pipe(PCCP). The copper settlers made prior to June 1986 may contain lead solder, all copper settlers made after 1986 may not. Lead services lines have been encountered within both systems that MCES maintains. MCES now has Standard Operating Procedures and trackingsystems in place to track and remove any lead lines encountered in the future.

Montgomery County Environmental Services
Montgomery County, Ohio
Water Service Line & Component Information

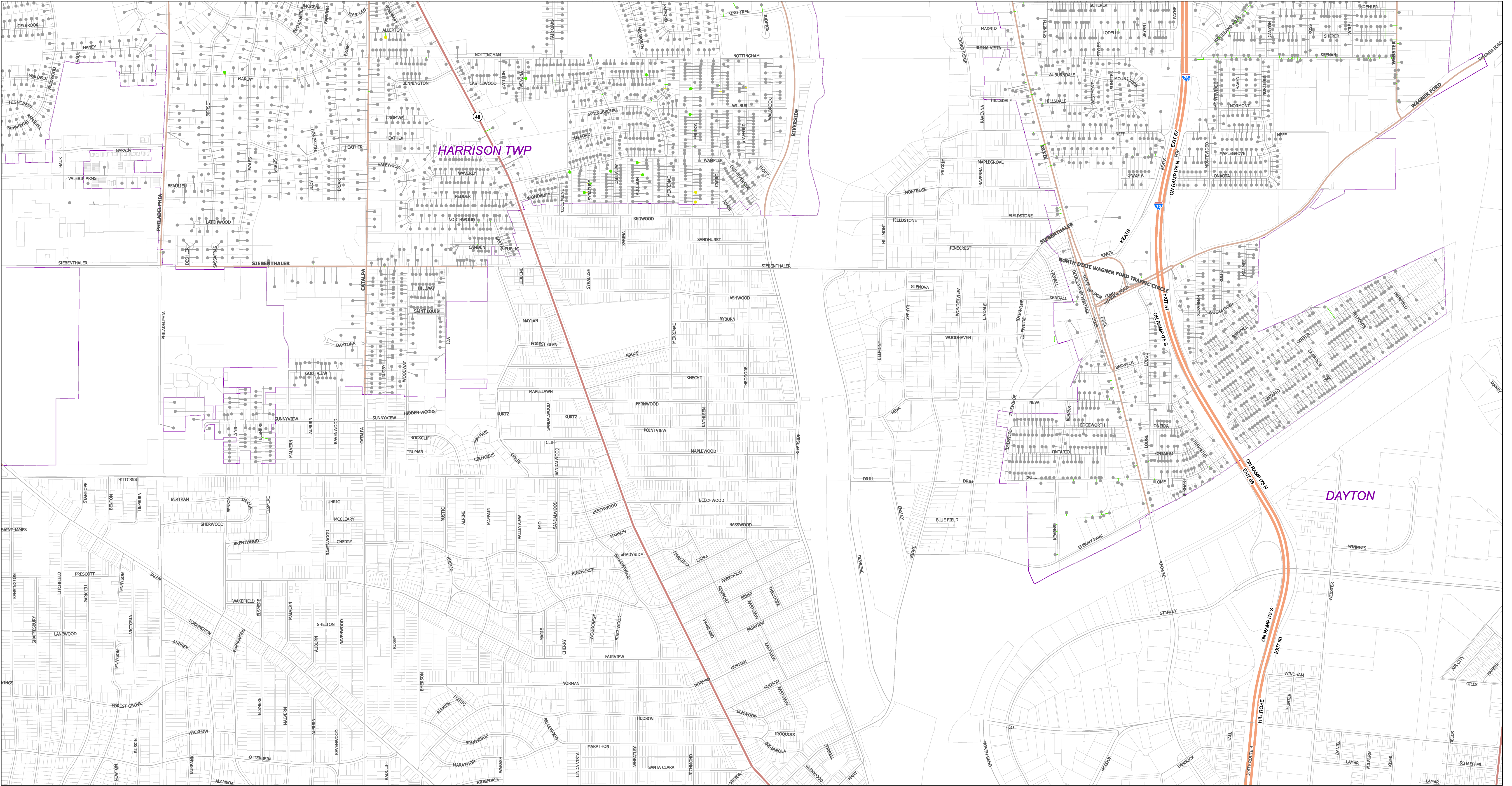
Buildings in Ohio built prior to 1998 or that use plumbing material or older manufactured before 1998 may have materials with greater than 8% lead and are at a higher risk of contributing lead to the drinking water than materials manufactured after 1998. In addition buildings built and plumbing materials manufactured after 2014 were required to have less than 0.25 lead by weight and have the lowest risk for contributing lead to drinking water.

Because it is practically impossible to determine the lead content of an installed fixture, fitting or pipe,it should be assumed that the manufacture or installation date is the primary indicator of the lead content. Therefore, the characteristics of buildings and piping solder or fixtures would be buildings in Ohio built prior to 1998 or that use plumbing material or solder manufactured before 1998 may have materials with greater than 8% lead and are at higher risk of contributing lead to the drinking water than materials manufactured after 1998. In addition, buildings built and plumbing materials manufactured after 2014 were required to have less than 0.25% lead by weight and have the lowest risk for contributing lead to the drinking water. It should be noted however that, although prohibited, some use of leaded solder or leaded components may have occurred after the prohibitions became effective.

| | | | | | | | | | | | |
|----|----|----|----|----|----|----|----|----|----|-----|--|
| BQ | 1Q | 2Q | 3Q | 4Q | 5Q | 6Q | 7Q | | | | |
| 0P | 1P | 2P | 3P | 4P | 5P | 6P | 7P | | | | |
| 0O | 1O | 2O | 3O | 4O | 5O | 6O | 7O | 8O | 9O | 10O | |
| 0N | 1N | 2N | 3N | 4N | 5N | 6N | 7N | 8N | 9N | 10N | |
| 0M | 1M | 2M | 3M | 4M | 5M | 6M | 7M | 8M | 9M | 10M | |
| 0L | 1L | 2L | 3L | 4L | 5L | 6L | 7L | 8L | 9L | | |
| 0K | 1K | 2K | 3K | 4K | 5K | 6K | 7K | 8K | 9K | | |
| 0J | 1J | 2J | 3J | 4J | 5J | 6J | 7J | 8J | 9J | | |
| 0I | 1I | 2I | 3I | 4I | 5I | 6I | 7I | 8I | 9I | | |
| 0H | 1H | 2H | 3H | 4H | 5H | 6H | 7H | 8H | | | |
| 0G | 1G | 2G | 3G | 4G | 5G | 6G | 7G | 8G | | | |
| 0F | 1F | 2F | 3F | 4F | 5F | 6F | 7F | 8F | | | |
| 0E | 1E | 2E | 3E | 4E | 5E | 6E | 7E | 8E | | | |
| 0D | 1D | 2D | 3D | 4D | 5D | 6D | 7D | 8D | | | |
| 0C | 1C | 2C | 3C | 4C | 5C | 6C | 7C | 8C | | | |
| 0B | 1B | 2B | 3B | 4B | 5B | 6B | 7B | 8B | | | |
| | | | | 6A | 7A | 8A | | | | | |

MCES Water Service Area





Private Side of Water Service

- Potential Lead Containing Components (1,536)
- Copper & PVC (8)
- Verified Lead Lines (2)

Public Side of Water Service

- Potential Lead Containing Components (1,452)
- Copper & PVC (109)
- Verified Lead Lines (10)

Montgomery County Environmental Services
Montgomery County, Ohio
Water Service Line & Component Information

Buildings in Ohio built prior to 1998 or that use plumbing material or older manufactured before 1998 may have materials with greater than 8% lead and are at a higher risk of contributing lead to the drinking water than materials manufactured after 1998. In addition buildings built and plumbing materials manufactured after 2014 were required to have less than 0.25 lead by weight and have the lowest risk for contributing lead to drinking water.

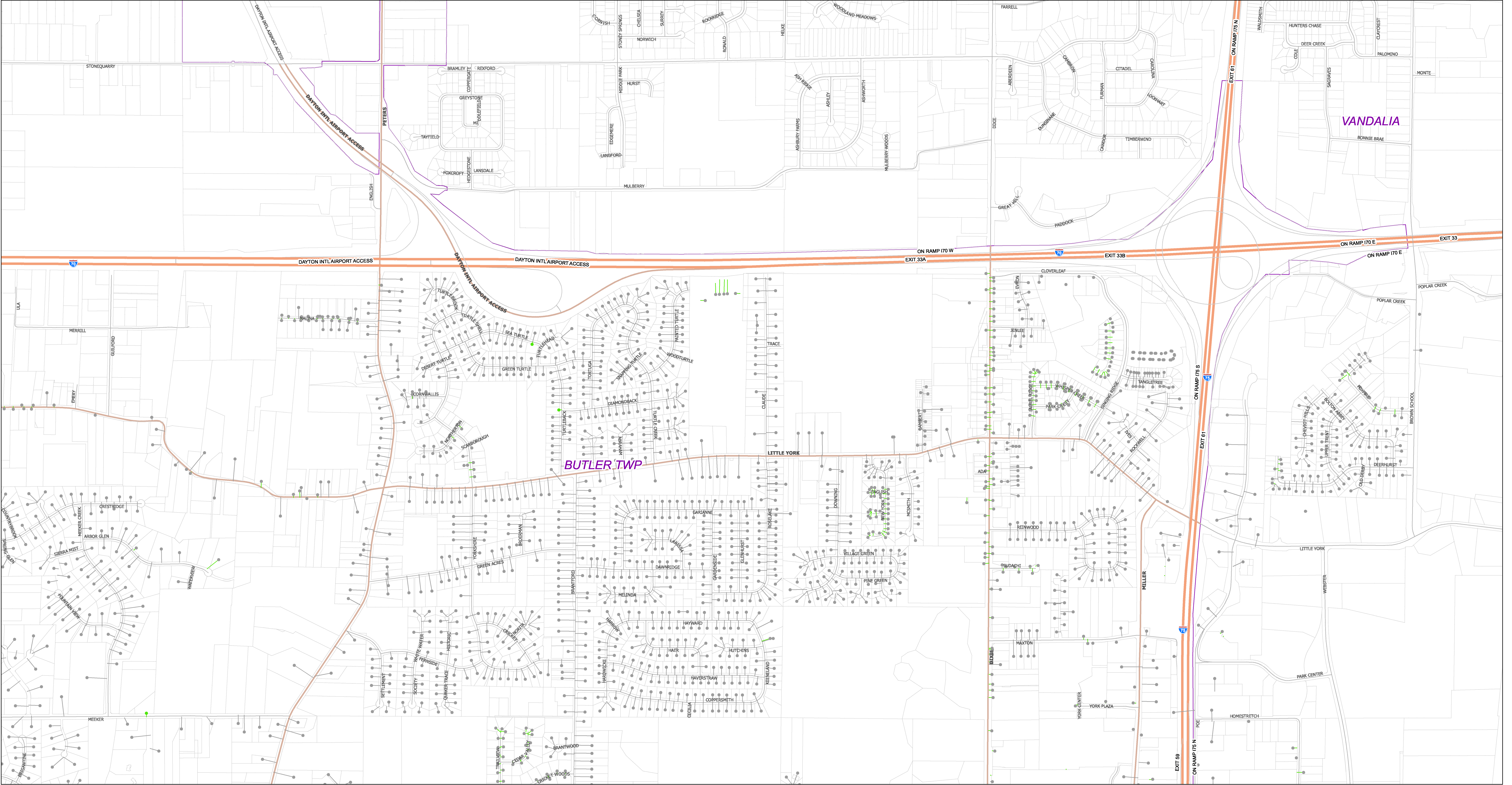
Montgomery County Environmental Services (MCES) operates two public water systems. Greater Moraine Public Water System #1(PWS5701315) and Greater Moraine Public Water System #2(PWS5701503). Both systems include over 1380 miles of water main, types of water mains within those miles are C900, Cast Iron, Ductile Iron, High Density Polyethylene Pipe (HDPE), and Pre-stressed Concrete Cylinder Pipe(PCCP). The copper settlers made prior to June 1986 may contain lead solder, all copper settlers made after 1986 may not. Lead services lines have been encountered within both systems that MCES maintains. MCES now has Standard Operating Procedures and trackingsystems in place to track and remove any lead lines encountered in the future.

Because it is practically impossible to determine the lead content of an installed fixture, fitting or pipe,it should be assumed that the manufacture or installation date is the primary indicator of the lead content. Therefore, the characteristics of buildings and piping solder or fixtures would be buildings in Ohio built prior to 1998 or that use plumbing material or solder manufactured before 1998 may have materials with greater than 8% lead and are at higher risk of contributing lead to the drinking water than materials manufactured after 1998. In addition, buildings built and plumbing materials manufactured after 2014 were required to have less than 0.25% lead by weight and have the lowest risk for contributing lead to the drinking water. It should be noted however that, although prohibited, some use of leaded solder or leaded components may have occurred after the prohibitions became effective.

| | | | | | | | | | | | |
|----|----|----|----|----|----|----|----|----|----|-----|--|
| 0Q | 1Q | 2Q | 3Q | 4Q | 5Q | 6Q | 7Q | | | | |
| 0P | 1P | 2P | 3P | 4P | 5P | 6P | 7P | | | | |
| 0O | 1O | 2O | 3O | 4O | 5O | 6O | 7O | 8O | 9O | 10O | |
| 0N | 1N | 2N | 3N | 4N | 5N | 6N | 7N | 8N | 9N | 10N | |
| 0M | 1M | 2M | 3M | 4M | 5M | 6M | 7M | 8M | 9M | 10M | |
| 0L | 1L | 2L | 3L | 4L | 5L | 6L | 7L | 8L | 9L | | |
| 0K | 1K | 2K | 3K | 4K | 5K | 6K | 7K | 8K | 9K | | |
| 0J | 1J | 2J | 3J | 4J | 5J | 6J | 7J | 8J | 9J | | |
| 0I | 1I | 2I | 3I | 4I | 5I | 6I | 7I | 8I | 9I | | |
| 0H | 1H | 2H | 3H | 4H | 5H | 6H | 7H | 8H | | | |
| 0G | 1G | 2G | 3G | 4G | 5G | 6G | 7G | 8G | | | |
| 0F | 1F | 2F | 3F | 4F | 5F | 6F | 7F | 8F | | | |
| 0E | 1E | 2E | 3E | 4E | 5E | 6E | 7E | 8E | | | |
| 0D | 1D | 2D | 3D | 4D | 5D | 6D | 7D | 8D | | | |
| 0C | 1C | 2C | 3C | 4C | 5C | 6C | 7C | 8C | | | |
| 0B | 1B | 2B | 3B | 4B | 5B | 6B | 7B | 8B | | | |
| | | | | | | 6A | 7A | 8A | | | |

MCES Water Service Area





Private Side of Water Service

- Potential Lead Containing Components (1,453)
- Copper & PVC (2)
- Verified Lead Lines (0)

Public Side of Water Service

- Potential Lead Containing Components (1,197)
- Copper & PVC (240)
- Verified Lead Lines (0)

Montgomery County Environmental Services
Montgomery County, Ohio
Water Service Line & Component Information

Montgomery County Environmental Services (MCES) operates two public water systems. Greater Moraine Public Water System #1(PWS5701315) and Greater Moraine Public Water System #2(PWS5701503). Both systems include over 1380 miles of water main, types of water mains within those miles are C900, Cast Iron, Ductile Iron, High Density Polyethylene Pipe (HDPE), and Pre-stressed Concrete Cylinder Pipe(PCCP). The copper setters made prior to June 1986 may contain lead solder, all copper setters made after 1986 may not. Lead services lines have been encountered within both systems that MCES maintains. MCES now has Standard Operating Procedures and trackingsystems in place to track and remove any lead lines encountered in the future.

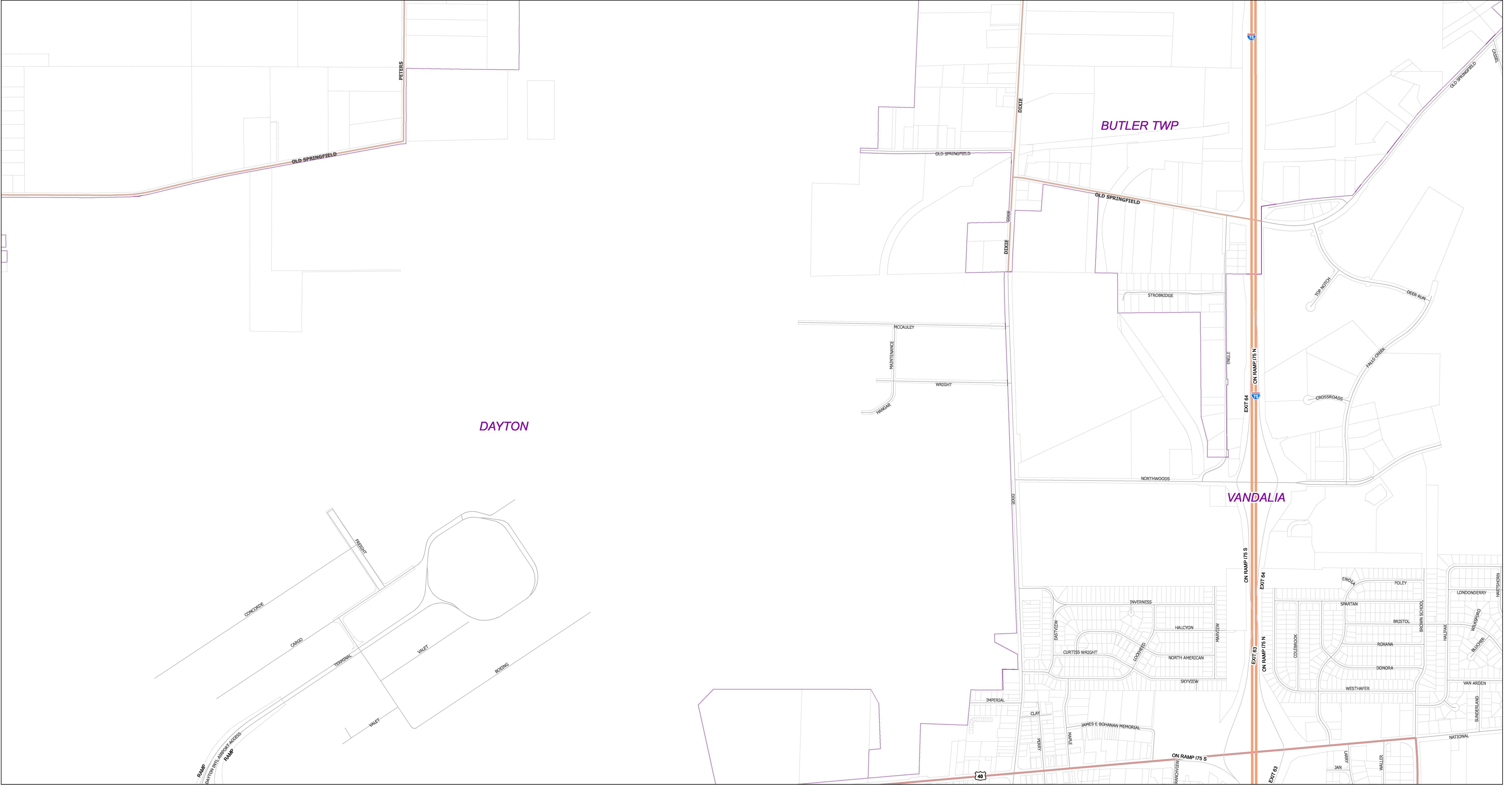
Buildings in Ohio built prior to 1998 or that use plumbing material or older manufactured before 1998 may have materials with greater than 8% lead and are at a higher risk of contributing lead to the drinking water than materials manufactured after 1998. In addition buildings built and plumbing materials manufactured after 2014 were required to have less than 0.25 lead by weight and have the lowest risk for contributing lead to drinking water.

Because it is practically impossible to determine the lead content of an installed fixture, fitting or pipe,it should be assumed that the manufacture or installation date is the primary indicator of the lead content. Therefore, the characteristics of buildings and piping solder or fixtures would be buildings in Ohio built prior to 1998 or that use plumbing material or solder manufactured before 1998 may have materials with greater than 8% lead and are at higher risk of contributing lead to the drinking water than materials manufactured after 1998. In addition, buildings built and plumbing materials manufactured after 2014 were required to have less than 0.25% lead by weight and have the lowest risk for contributing lead to the drinking water. It should be noted however that, although prohibited, some use of leaded solder or leaded components may have occurred after the prohibitions became effective.

| | | | | | | | | | | | |
|----|----|----|----|----|----|----|----|----|----|-----|--|
| 0Q | 1Q | 2Q | 3Q | 4Q | 5Q | 6Q | 7Q | | | | |
| 0P | 1P | 2P | 3P | 4P | 5P | 6P | 7P | | | | |
| 0O | 1O | 2O | 3O | 4O | 5O | 6O | 7O | | | | |
| 0N | 1N | 2N | 3N | 4N | 5N | 6N | 7N | 8N | 9N | 10N | |
| 0M | 1M | 2M | 3M | 4M | 5M | 6M | 7M | 8M | 9M | 10M | |
| 0L | 1L | 2L | 3L | 4L | 5L | 6L | 7L | 8L | 9L | | |
| 0K | 1K | 2K | 3K | 4K | 5K | 6K | 7K | 8K | 9K | | |
| 0J | 1J | 2J | 3J | 4J | 5J | 6J | 7J | 8J | 9J | | |
| 0I | 1I | 2I | 3I | 4I | 5I | 6I | 7I | 8I | 9I | | |
| 0H | 1H | 2H | 3H | 4H | 5H | 6H | 7H | 8H | | | |
| 0G | 1G | 2G | 3G | 4G | 5G | 6G | 7G | 8G | | | |
| 0F | 1F | 2F | 3F | 4F | 5F | 6F | 7F | 8F | | | |
| 0E | 1E | 2E | 3E | 4E | 5E | 6E | 7E | 8E | | | |
| 0D | 1D | 2D | 3D | 4D | 5D | 6D | 7D | 8D | | | |
| 0C | 1C | 2C | 3C | 4C | 5C | 6C | 7C | 8C | | | |
| 0B | 1B | 2B | 3B | 4B | 5B | 6B | 7B | 8B | | | |
| | | | | 6A | 7A | 8A | | | | | |

MCES Water Service Area





Private Side of Water Service

- Potential Lead Containing Components (0)
- Copper & PVC (0)
- Verified Lead Lines (0)

Public Side of Water Service

- Potential Lead Containing Components (0)
- Copper & PVC (0)
- Verified Lead Lines (0)

Montgomery County Environmental Services
Montgomery County, Ohio
Water Service Line & Component Information

Buildings in Ohio built prior to 1998 or that use plumbing material or older manufactured before 1998 may have materials with greater than 8% lead and are at a higher risk of contributing lead to the drinking water than materials manufactured after 1998. In addition buildings built and plumbing materials manufactured after 2014 were required to have less than 0.25 lead by weight and have the lowest risk for contributing lead to drinking water.

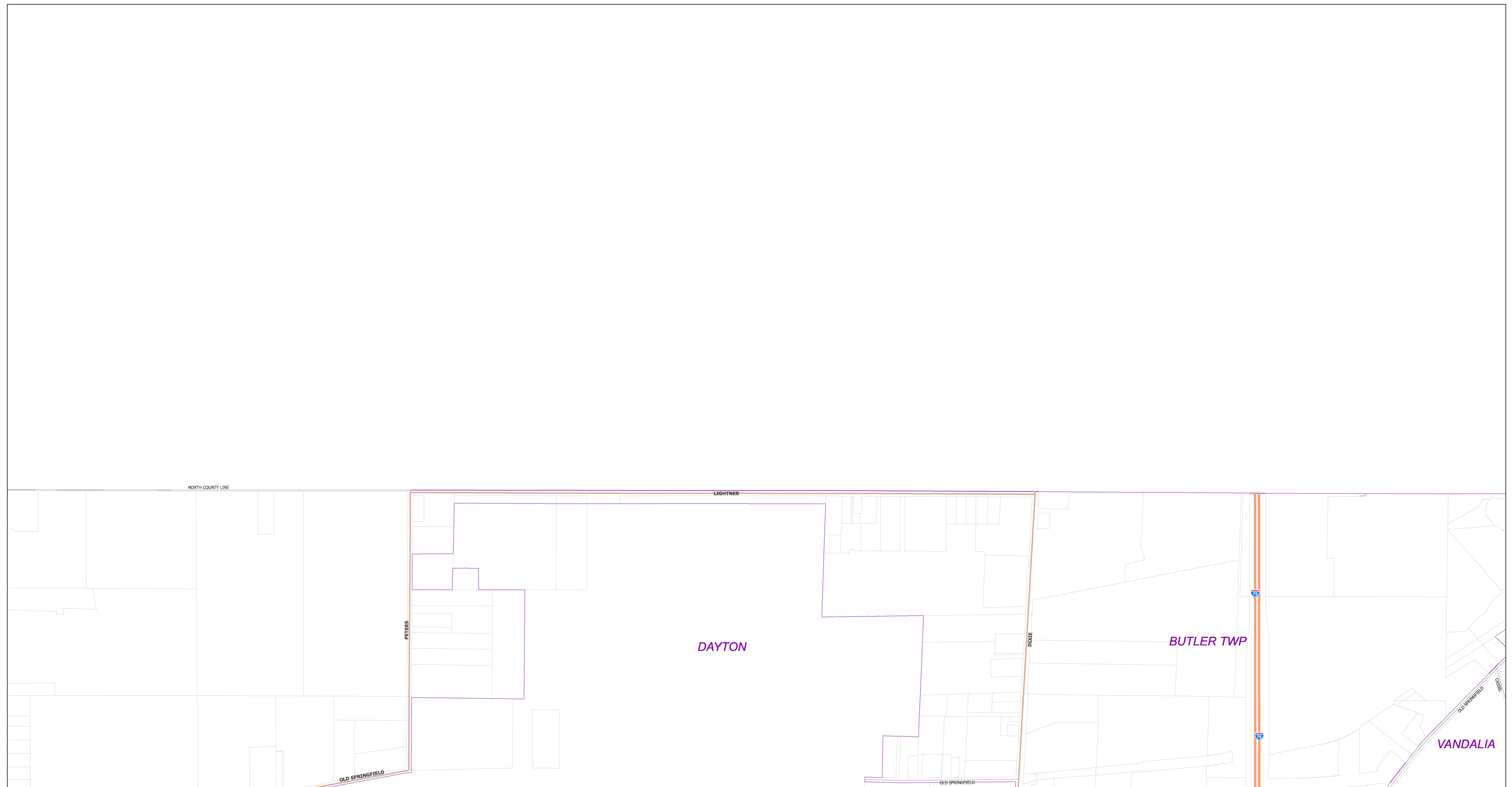
Montgomery County Environmental Services (MCES) operates two public water systems. Greater Moraine Public Water System #1(PWS5701315) and Greater Moraine Public Water System #2(PWS5701503). Both systems include over 1380 miles of water main, types of water mains within those miles are C900, Cast Iron, Ductile Iron, High Density Polyethylene Pipe (HDPE), and Pre-stressed Concrete Cylinder Pipe(PCCP). The copper setters made prior to June 1986 may contain lead solder, all copper setters made after 1986 may not. Lead services lines have been encountered within both systems that MCES maintains. MCES now has Standard Operating Procedures and trackingsystems in place to track and remove any lead lines encountered in the future.

Because it is practically impossible to determine the lead content of an installed fixture, fitting or pipe,it should be assumed that the manufacture or installation date is the primary indicator of the lead content. Therefore, the characteristics of buildings and piping solder or fixtures would be buildings in Ohio built prior to 1998 or that use plumbing material or solder manufactured before 1998 may have materials with greater than 8% lead and are at higher risk of contributing lead to the drinking water than materials manufactured after 1998. In addition, buildings built and plumbing materials manufactured after 2014 were required to have less than 0.25% lead by weight and have the lowest risk for contributing lead to the drinking water. It should be noted however that, although prohibited, some use of leaded solder or leaded components may have occurred after the prohibitions became effective.

| | | | | | | | | | | | |
|----|----|----|----|----|----|----|----|----|----|-----|--|
| 0Q | 1Q | 2Q | 3Q | 4Q | 5Q | 6Q | 7Q | | | | |
| 0P | 1P | 2P | 3P | 4P | 5P | 6P | 7P | | | | |
| 0O | 1O | 2O | 3O | 4O | 5O | 6O | 7O | 8O | 9O | 10O | |
| 0N | 1N | 2N | 3N | 4N | 5N | 6N | 7N | 8N | 9N | 10N | |
| 0M | 1M | 2M | 3M | 4M | 5M | 6M | 7M | 8M | 9M | 10M | |
| 0L | 1L | 2L | 3L | 4L | 5L | 6L | 7L | 8L | 9L | | |
| 0K | 1K | 2K | 3K | 4K | 5K | 6K | 7K | 8K | 9K | | |
| 0J | 1J | 2J | 3J | 4J | 5J | 6J | 7J | 8J | 9J | | |
| 0I | 1I | 2I | 3I | 4I | 5I | 6I | 7I | 8I | 9I | | |
| 0H | 1H | 2H | 3H | 4H | 5H | 6H | 7H | 8H | | | |
| 0G | 1G | 2G | 3G | 4G | 5G | 6G | 7G | 8G | | | |
| 0F | 1F | 2F | 3F | 4F | 5F | 6F | 7F | 8F | | | |
| 0E | 1E | 2E | 3E | 4E | 5E | 6E | 7E | 8E | | | |
| 0D | 1D | 2D | 3D | 4D | 5D | 6D | 7D | 8D | | | |
| 0C | 1C | 2C | 3C | 4C | 5C | 6C | 7C | 8C | | | |
| 0B | 1B | 2B | 3B | 4B | 5B | 6B | 7B | 8B | | | |
| | | | | | | 6A | 7A | 8A | | | |

MCES Water Service Area





Private Side of Water Service

- Potential Lead Containing Components (0)
- Copper & PVC (0)
- Verified Lead Lines (0)

Public Side of Water Service

- Potential Lead Containing Components (0)
 — Copper & PVC (0)
 — Verified Lead Lines (0)

Montgomery County Environmental Services

Montgomery County, Ohio

Water Service Line & Component Information

Buildings in Ohio built prior to 1998 or that use plumbing material or older manufactured before 1998 may have materials with greater than 8% lead and are at a higher risk of contributing lead to the drinking water than materials manufactured after 1998. In addition buildings built and plumbing materials manufactured after 2014 were required to have less than 0.25 lead by weight and have the lowest risk for contributing lead to drinking water.

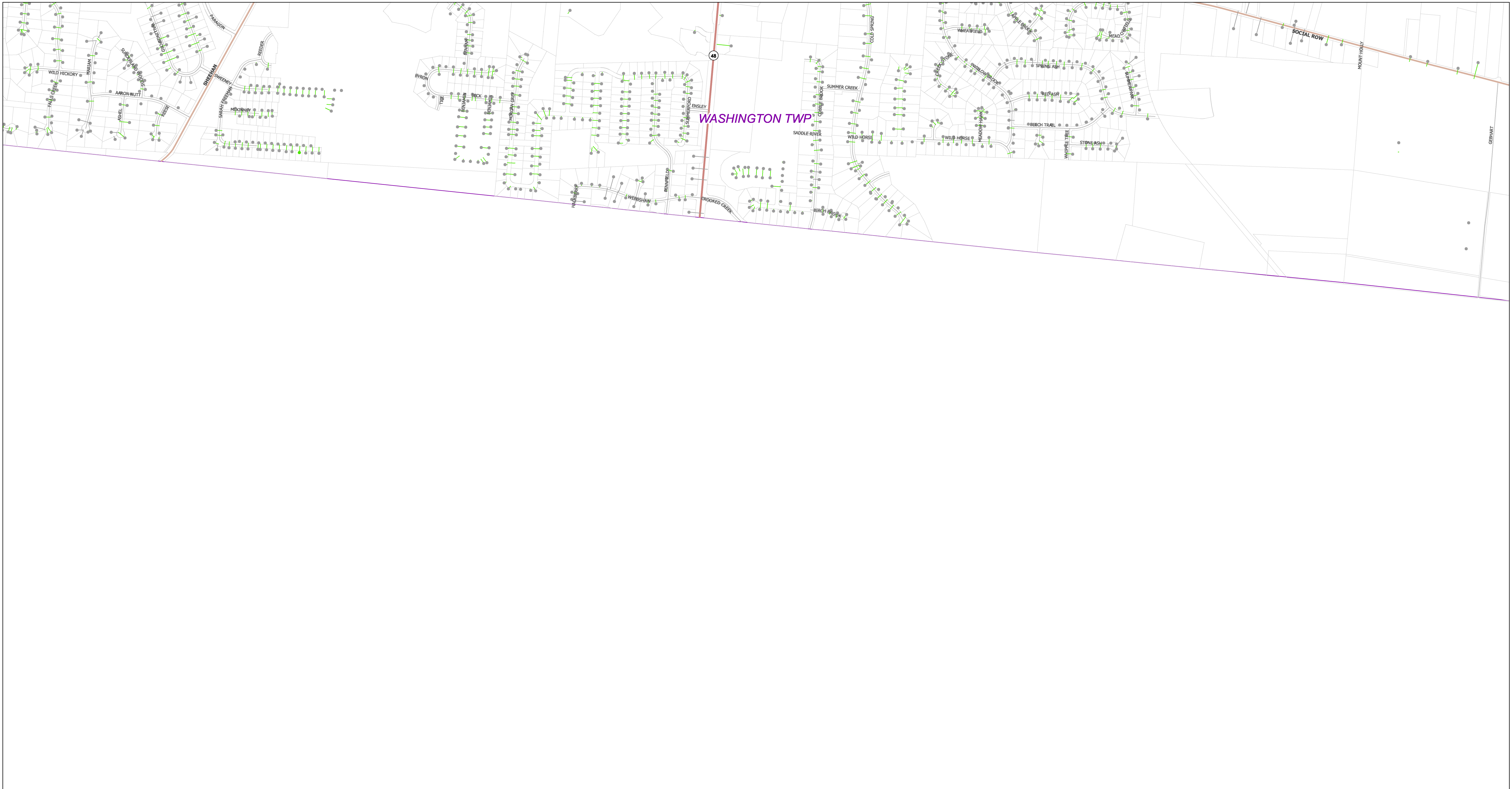
Montgomery County Environmental Services (MCES) operates two public water systems, Greater Moraine Public Water System #1 (PWS0701315) and Greater Moraine Public Water System #2 (PWS0701503). Both systems include over 1380 miles of water main, types of water mains within those miles are C900, Cast Iron, Ductile Iron, High Density Polyethylene Pipe (HDPE), and Pre-stressed Concrete Cylinder Pipe (PCCP). The copper assets made prior to June 1986 may contain lead solder, all copper assets made after 1986 may not. Lead services lines have been encountered within both systems that MCES now has Standard Operating Procedures and trackingsystems in place to track and remove any lead lines encountered in the future.

Because it is practically impossible to determine the lead content of an installed fixture, fitting or pipe, it should be assumed that the manufacture or installation date is the primary indicator of the lead content. Therefore, the characteristics of buildings and piping solder or fixtures would be buildings in Ohio built prior to 1998 or that use plumbing material or solder manufactured before 1998 may have materials with greater than 8% lead and are at higher risk of contributing lead to the drinking water than materials manufactured after 1998. In addition, buildings built and plumbing materials manufactured after 2014 were required to have less than 0.25% lead by weight and have the lowest risk for contributing lead to the drinking water. It should be noted however that, although prohibited, some use of leaded solder or leaded components may have occurred after the prohibitions became effective.

| | | | | | | | | | | |
|----|----|----|----|----|----|----|----|----|----|-----|
| 0Q | 1Q | 2Q | 3Q | 4Q | 5Q | 6Q | 7Q | | | |
| 0P | 1P | 2P | 3P | 4P | 5P | 6P | 7P | | | |
| 0O | 1O | 2O | 3O | 4O | 5O | 6O | 7O | 8O | 9O | 10O |
| 0N | 1N | 2N | 3N | 4N | 5N | 6N | 7N | 8N | 9N | 10N |
| 0M | 1M | 2M | 3M | 4M | 5M | 6M | 7M | 8M | 9M | 10M |
| 0L | 1L | 2L | 3L | 4L | 5L | 6L | 7L | 8L | 9L | |
| 0K | 1K | 2K | 3K | 4K | 5K | 6K | 7K | 8K | 9K | |
| 0J | 1J | 2J | 3J | 4J | 5J | 6J | 7J | 8J | 9J | |
| 0I | 1I | 2I | 3I | 4I | 5I | 6I | 7I | 8I | 9I | |
| 0H | 1H | 2H | 3H | 4H | 5H | 6H | 7H | 8H | | |
| 0G | 1G | 2G | 3G | 4G | 5G | 6G | 7G | 8G | | |
| 0F | 1F | 2F | 3F | 4F | 5F | 6F | 7F | 8F | | |
| 0E | 1E | 2E | 3E | 4E | 5E | 6E | 7E | 8E | | |
| 0D | 1D | 2D | 3D | 4D | 5D | 6D | 7D | 8D | | |
| 0C | 1C | 2C | 3C | 4C | 5C | 6C | 7C | 8C | | |
| 0B | 1B | 2B | 3B | 4B | 5B | 6B | 7B | 8B | | |
| | | | | | | 6A | 7A | 8A | | |

 MCES Water Service Area





Private Side of Water Service

- Potential Lead Containing Components (462)
- Copper & PVC (1)
- Verified Lead Lines (0)

Public Side of Water Service

- Potential Lead Containing Components (29)
- Copper & PVC (428)
- Verified Lead Lines (0)

Montgomery County Environmental Services

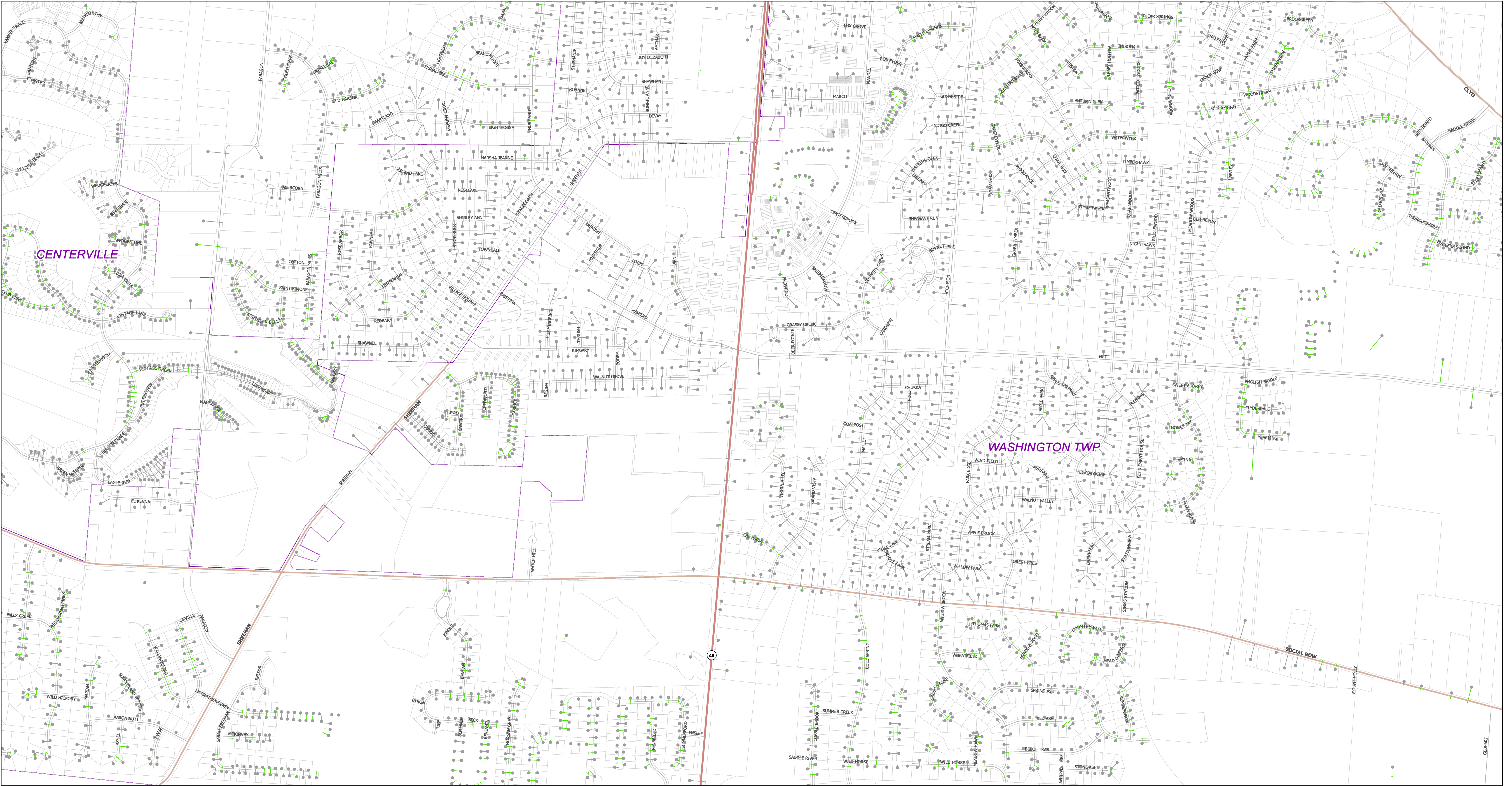
Montgomery County, Ohio

Water Service Line & Component Information

Buildings in Ohio built prior to 1998 or that use plumbing material or older manufactured before 1998 may have materials with greater than 8% lead and are at a higher risk of contributing lead to the drinking water than materials manufactured after 1998. In addition buildings built and plumbing materials manufactured after 2014 were required to have less than 0.25 lead by weight and have the lowest risk for contributing lead to drinking water.

Because it is practically impossible to determine the lead content of an installed fitting, fitting or pipe, it should be assumed that the manufacture or installation date is the primary indicator of the lead content. Therefore, the characteristics of buildings and piping solder or fixtures would be buildings in Ohio built prior to 1998 or that use plumbing material or solder manufactured before 1998 may have materials with greater than 8% lead and are at higher risk of contributing lead to the drinking water than materials manufactured after 1998. In addition, buildings built and plumbing materials manufactured after 2014 were required to have less than 0.25% lead by weight and have the lowest risk for contributing lead to the drinking water. It should be noted however that, although prohibited, some use of leaded solder or leaded components may have occurred after the prohibitions became effective.

| | | | | | | | | | |
|----|----|----|----|----|----|----|----|----|----|
| 0Q | 1P | 2Q | 3Q | 4Q | 5Q | 6Q | 7Q | | |
| 0P | 1P | 2P | 3P | 4P | 5P | 6P | 7P | | |
| 0O | 1O | 2O | 3O | 4O | 5O | 6O | 7O | 8O | 9O |
| 0N | 1N | 2N | 3N | 4N | 5N | 6N | 7N | 8N | 9N |
| 0M | 1M | 2M | 3M | 4M | 5M | 6M | 7M | 8M | 9M |
| 0L | 1L | 2L | 3L | 4L | 5L | 6L | 7L | 8L | 9L |
| 0K | 1K | 2K | 3K | 4K | 5K | 6K | 7K | 8K | 9K |
| 0J | 1J | 2J | 3J | 4J | 5J | 6J | 7J | 8J | 9J |
| 0I | 1I | 2I | 3I | 4I | 5I | 6I | 7I | 8I | 9I |
| 0H | 1H | 2H | 3H | 4H | 5H | 6H | 7H | 8H | |
| 0G | 1G | 2G | 3G | 4G | 5G | 6G | 7G | 8G | |
| 0F | 1F | 2F | 3F | 4F | 5F | 6F | 7F | 8F | |
| 0E | 1E | 2E | 3E | 4E | 5E | 6E | 7E | 8E | |
| 0D | 1D | 2D | 3D | 4D | 5D | 6D | 7D | 8D | |
| 0C | 1C | 2C | 3C | 4C | 5C | 6C | 7C | 8C | |
| 0B | 1B | 2B | 3B | 4B | 5B | 6B | 7B | 8B | |
| | | | | | 6A | 7A | 8A | | |



Private Side of Water Service

- Potential Lead Containing Components (2,144)
- Copper & PVC (0)
- Verified Lead Lines (0)

Public Side of Water Service

- Potential Lead Containing Components (1,225)
- Copper & PVC (916)
- Verified Lead Lines (0)

Montgomery County Environmental Services (MCES) operates two public water systems. Greater Moraine Public Water System #1(PWS5701315) and Greater Moraine Public Water System #2(PWS5701503). Both systems include over 1380 miles of water main, types of water mains within those miles are C900, Cast Iron, Ductile Iron, High Density Polyethylene Pipe (HDPE), and Pre-stressed Concrete Cylinder Pipe(PCCP). The copper settlers made prior to June 1986 may contain lead solder, all copper settlers made after 1986 may not. Lead services lines have been encountered within both systems that MCES maintains. MCES now has Standard Operating Procedures and trackingsystems in place to track and remove any lead lines encountered in the future.

Montgomery County Environmental Services
Montgomery County, Ohio
Water Service Line & Component Information

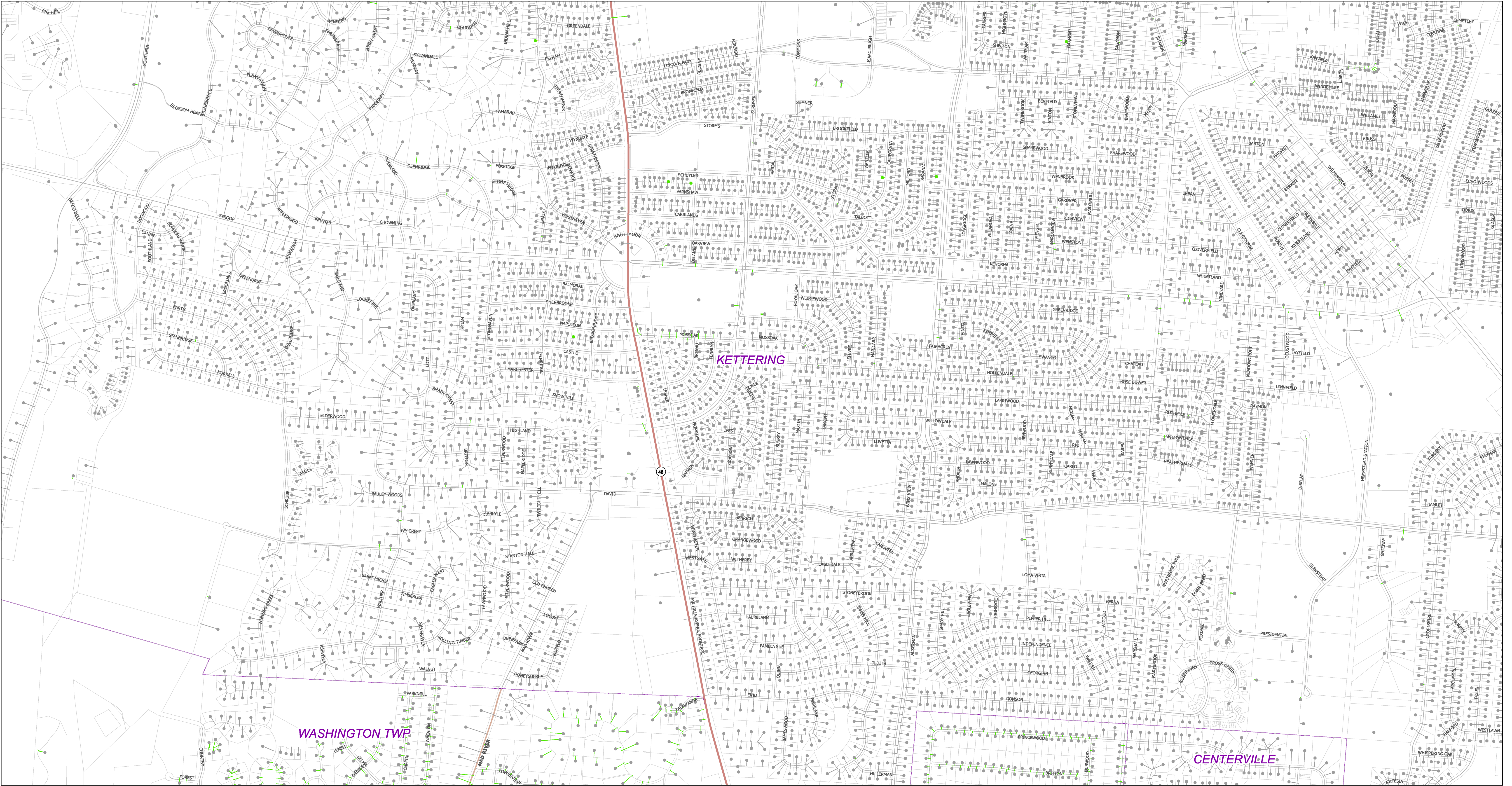
Buildings in Ohio built prior to 1998 or that use plumbing material or older manufactured before 1998 may have materials with greater than 8% lead and are at a higher risk of contributing lead to the drinking water than materials manufactured after 1998. In addition buildings built and plumbing materials manufactured after 2014 were required to have less than 0.25 lead by weight and have the lowest risk for contributing lead to drinking water.

Because it is practically impossible to determine the lead content of an installed fixture, fitting or pipe,it should be assumed that the manufacture or installation date is the primary indicator of lead content. Therefore, the characteristics of buildings and piping solder or fixtures would be buildings in Ohio built prior to 1998 or that use plumbing material or solder manufactured before 1998 may have materials with greater than 8% lead and are at higher risk of contributing lead to the drinking water than materials manufactured after 1998. In addition, buildings built and plumbing materials manufactured after 2014 were required to have less than 0.25% lead by weight and have the lowest risk for contributing lead to the drinking water. It should be noted however that, although prohibited, some use of leaded solder or leaded components may have occurred after the prohibitions became effective.

| | | | | | | | | | | | |
|----|----|----|----|----|----|----|----|----|----|-----|--|
| 0Q | 1Q | 2Q | 3Q | 4Q | 5Q | 6Q | 7Q | | | | |
| 0P | 1P | 2P | 3P | 4P | 5P | 6P | 7P | | | | |
| 0O | 1O | 2O | 3O | 4O | 5O | 6O | 7O | 8O | 9O | 10O | |
| 0N | 1N | 2N | 3N | 4N | 5N | 6N | 7N | 8N | 9N | 10N | |
| 0M | 1M | 2M | 3M | 4M | 5M | 6M | 7M | 8M | 9M | 10M | |
| 0L | 1L | 2L | 3L | 4L | 5L | 6L | 7L | 8L | 9L | | |
| 0K | 1K | 2K | 3K | 4K | 5K | 6K | 7K | 8K | 9K | | |
| 0J | 1J | 2J | 3J | 4J | 5J | 6J | 7J | 8J | 9J | | |
| 0I | 1I | 2I | 3I | 4I | 5I | 6I | 7I | 8I | 9I | | |
| 0H | 1H | 2H | 3H | 4H | 5H | 6H | 7H | 8H | | | |
| 0G | 1G | 2G | 3G | 4G | 5G | 6G | 7G | 8G | | | |
| 0F | 1F | 2F | 3F | 4F | 5F | 6F | 7F | 8F | | | |
| 0E | 1E | 2E | 3E | 4E | 5E | 6E | 7E | 8E | | | |
| 0D | 1D | 2D | 3D | 4D | 5D | 6D | 7D | 8D | | | |
| 0C | 1C | 2C | 3C | 4C | 5C | 6C | 7C | 8C | | | |
| 0B | 1B | 2B | 3B | 4B | 5B | 6B | 7B | 8B | | | |
| | | | | | | 6A | 7A | 8A | | | |

MCES Water Service Area





Private Side of Water Service

- Potential Lead Containing Components (4,494)
- Copper & PVC (5)
- Verified Lead Lines (0)

Public Side of Water Service

- Potential Lead Containing Components (4,408)
- Copper & PVC (118)
- Verified Lead Lines (0)

Montgomery County Environmental Services (MCES) operates two public water systems. Greater Moraine Public Water System #1(PWS5701315) and Greater Moraine Public Water System #2(PWS5701503). Both systems include over 1380 miles of water main, types of water mains within those miles are C900, Cast Iron, Ductile Iron, High Density Polyethylene Pipe (HDPE), and Pre-stressed Concrete Cylinder Pipe(PCCP). The copper setters made prior to June 1986 may contain lead solder, all copper setters made after 1986 may not. Lead services lines have been encountered within both systems that MCES maintains. MCES now has Standard Operating Procedures and trackingsystems in place to track and remove any lead lines encountered in the future.

Montgomery County Environmental Services
Montgomery County, Ohio
Water Service Line & Component Information

Buildings in Ohio built prior to 1998 or that use plumbing material or older manufactured before 1998 may have materials with greater than 8% lead and are at a higher risk of contributing lead to the drinking water than materials manufactured after 1998. In addition buildings built and plumbing materials manufactured after 2014 were required to have less than 0.25 lead by weight and have the lowest risk for contributing lead to drinking water.

Because it is practically impossible to determine the lead content of an installed fixture, fitting or pipe,it should be assumed that the manufacture or installation date is the primary indicator of the lead content. Therefore, the characteristics of buildings and piping solder or fixtures would be buildings in Ohio built prior to 1988 or that use plumbing material or solder manufactured before 1998 may have materials with greater than 8% lead and are at higher risk of contributing lead to the drinking water than materials manufactured after 1998. In addition, buildings built and plumbing materials manufactured after 2014 were required to have less than 0.25% lead by weight and have the lowest risk for contributing lead to the drinking water. It should be noted however that, although prohibited, some use of leaded solder or leaded components may have occurred after the prohibitions became effective.

| | | | | | | | | | | | |
|----|----|----|----|----|----|----|----|----|----|-----|----|
| 0Q | 1Q | 2Q | 3Q | 4Q | 5Q | 6Q | 7Q | | | | |
| 0P | 1P | 2P | 3P | 4P | 5P | 6P | 7P | | | | |
| 0O | 1O | 2O | 3O | 4O | 5O | 6O | 7O | 8O | 9O | 10O | |
| 0N | 1N | 2N | 3N | 4N | 5N | 6N | 7N | 8N | 9N | 10N | |
| 0M | 1M | 2M | 3M | 4M | 5M | 6M | 7M | 8M | 9M | 10M | |
| 0L | 1L | 2L | 3L | 4L | 5L | 6L | 7L | 8L | 9L | | |
| 0K | 1K | 2K | 3K | 4K | 5K | 6K | 7K | 8K | 9K | | |
| 0J | 1J | 2J | 3J | 4J | 5J | 6J | 7J | 8J | 9J | | |
| 0I | 1I | 2I | 3I | 4I | 5I | 6I | 7I | 8I | 9I | | |
| 0H | 1H | 2H | 3H | 4H | 5H | 6H | 7H | 8H | | | |
| 0G | 1G | 2G | 3G | 4G | 5G | 6G | 7G | 8G | | | |
| 0F | 1F | 2F | 3F | 4F | 5F | 6F | 7F | 8F | | | |
| 0E | 1E | 2E | 3E | 4E | 5E | 6E | 7E | 8E | | | |
| 0D | 1D | 2D | 3D | 4D | 5D | 6D | 7D | 8D | | | |
| 0C | 1C | 2C | 3C | 4C | 5C | 6C | 7C | 8C | | | |
| 0B | 1B | 2B | 3B | 4B | 5B | 6B | 7B | 8B | 6A | 7A | 8A |

MCES Water Service Area





Private Side of Water Service

- Potential Lead Containing Components (0)
- Copper & PVC (0)
- Verified Lead Lines (0)

Public Side of Water Service

- Potential Lead Containing Components (0)
 Copper & PVC (0)
 Verified Lead Lines (0)

Montgomery County Environmental Services

Montgomery County, Ohio

Water Service Line & Component Information

Buildings in Ohio built prior to 1998 or that use plumbing material or older manufactured before 1998 may have materials with greater than 8% lead and are at a higher risk of contributing lead to the drinking water than materials manufactured after 1998. In addition buildings built and plumbing materials manufactured after 2014 were required to have less than 0.25 lead by weight and have the lowest risk for contributing lead to drinking water.

Because it is practically impossible to determine the lead content of an installed fitting, fitting or pipe, it should be assumed that the manufacture or installation date is the primary indicator of the lead content. Therefore, the characteristics of buildings and piping solder or fittings would be buildings in Ohio built prior to 1998 or that use plumbing material or solder manufactured before 1998 may have materials with greater than 8% lead and are at higher risk of contributing lead to the drinking water than materials manufactured after 1998. In addition, buildings built and plumbing materials manufactured after 2014 were required to have less than 0.25% lead by weight and have the lowest risk for contributing lead to the drinking water. It should be noted however that, although prohibited, some use of leaded solder or leaded components may have occurred after the prohibitions became effective.

| | | | | | | | | | | |
|----|----|----|----|----|----|----|----|----|----|-----|
| 0Q | 1P | 2Q | 3Q | 4Q | 5Q | 6Q | 7Q | | | |
| 0P | 1P | 2P | 3P | 4P | 5P | 6P | 7P | | | |
| 0O | 1O | 2O | 3O | 4O | 5O | 6O | 7O | 8O | 9O | 10O |
| 0M | 1M | 2N | 3N | 4N | 5N | 6N | 7N | 8N | 9N | 10N |
| 0L | 1L | 2L | 3L | 4L | 5L | 6L | 7L | 8L | 9L | |
| 0K | 1K | 2K | 3K | 4K | 5K | 6K | 7K | 8K | 9K | |
| 0J | 1J | 2J | 3J | 4J | 5J | 6J | 7J | 8J | 9J | |
| 0I | 1I | 2I | 3I | 4I | 5I | 6I | 7I | 8I | 9I | |
| 0H | 1H | 2H | 3H | 4H | 5H | 6H | 7H | 8H | | |
| 0G | 1G | 2G | 3G | 4G | 5G | 6G | 7G | 8G | | |
| 0F | 1F | 2F | 3F | 4F | 5F | 6F | 7F | 8F | | |
| 0E | 1E | 2E | 3E | 4E | 5E | 6E | 7E | 8E | | |
| 0D | 1D | 2D | 3D | 4D | 5D | 6D | 7D | 8D | | |
| 0C | 1C | 2C | 3C | 4C | 5C | 6C | 7C | 8C | | |
| 0B | 1B | 2B | 3B | 4B | 5B | 6B | 7B | 8B | | |
| | | | | | 6A | 7A | 8A | | | |

MCES Water Service Area





Private Side of Water Service

- Potential Lead Containing Components (101)
- Copper & PVC (0)
- Verified Lead Lines (0)

Public Side of Water Service

- Potential Lead Containing Components (37)
- Copper & PVC (64)
- Verified Lead Lines (0)

Montgomery County Environmental Services

Montgomery County, Ohio

Water Service Line & Component Information

Montgomery County Environmental Services (MCES) operates two public water systems. Greater Moraine Public Water System #1(PWS5701315) and Greater Moraine Public Water System #2(PWS5701503). Both systems include over 1380 miles of water main, types of water mains within those miles are C900, Cast Iron, Ductile Iron, High Density Polyethylene Pipe (HDPE), and Pre-stressed Concrete Cylinder Pipe(PCCP). The copper setters made prior to June 1986 may contain lead solder, all copper setters made after 1986 may not. Lead services lines have been encountered within both systems that MCES maintains. MCES now has Standard Operating Procedures and trackingsystems in place to track and remove any lead lines encountered in the future.

Buildings in Ohio built prior to 1998 or that use plumbing material or older manufactured before 1998 may have materials with greater than 8% lead and are at a higher risk of contributing lead to the drinking water than materials manufactured after 1998. In addition buildings built and plumbing materials manufactured after 2014 were required to have less than 0.25 lead by weight and have the lowest risk for contributing lead to drinking water.

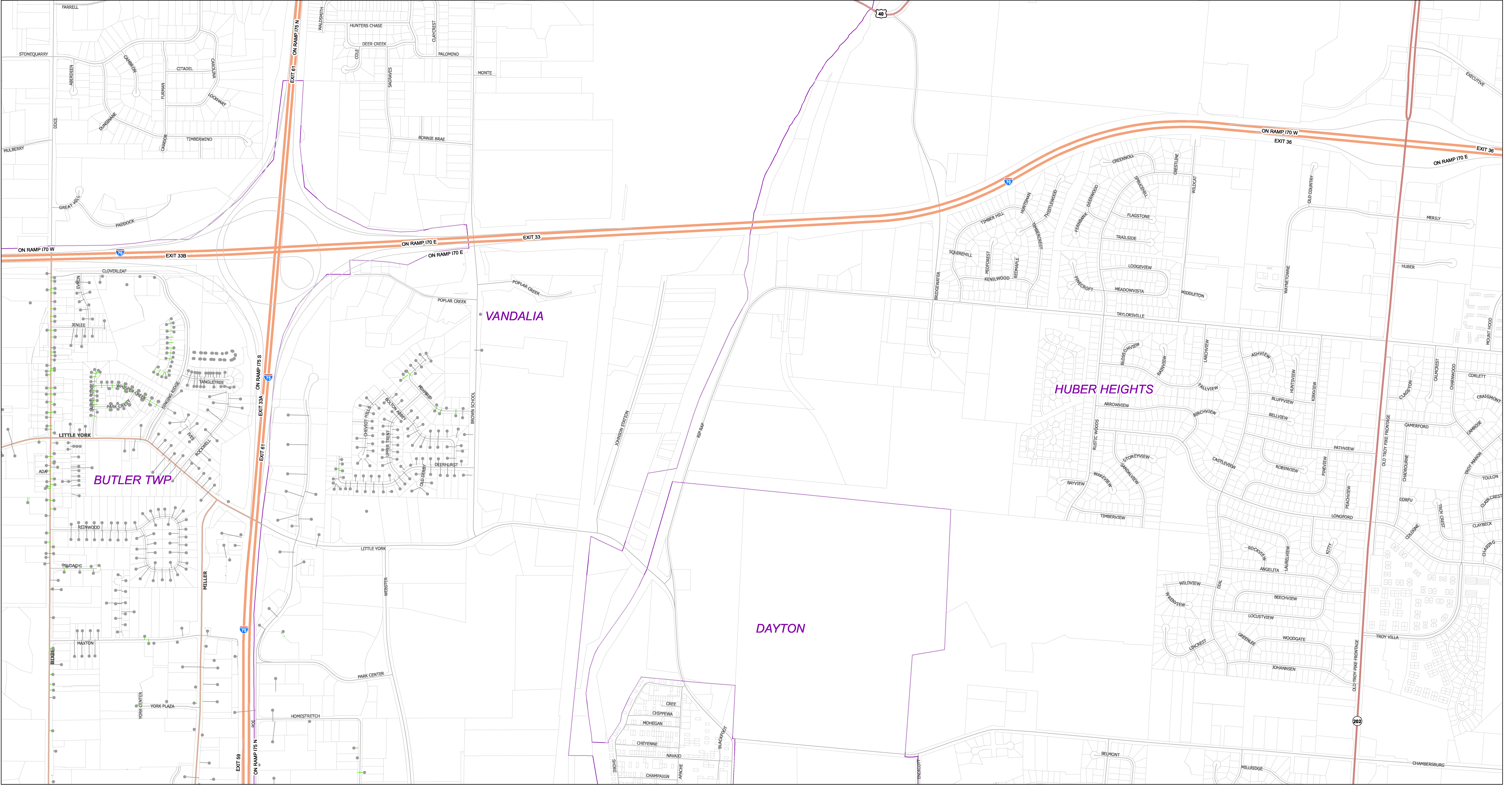
Because it is practically impossible to determine the lead content of an installed fixture, fitting or pipe,it should be assumed that the manufacture or installation date is the primary indicator of the lead content. Therefore, the characteristics of buildings and piping solder or fixtures would be buildings in Ohio built prior to 1998 or that use plumbing material or solder manufactured before 1998 may have materials with greater than 8% lead and are at higher risk of contributing lead to the drinking water than materials manufactured after 1998. In addition, buildings built and plumbing materials manufactured after 2014 were required to have less than 0.25% lead by weight and have the lowest risk for contributing lead to the drinking water. It should be noted however that, although prohibited, some use of leaded solder or leaded components may have occurred after the prohibitions became effective.

| | | | | | | | | | | | |
|----|----|----|----|----|----|----|----|----|----|-----|--|
| 0Q | 1Q | 2Q | 3Q | 4Q | 5Q | 6Q | 7Q | | | | |
| 0P | 1P | 2P | 3P | 4P | 5P | 6P | 7P | | | | |
| 0O | 1O | 2O | 3O | 4O | 5O | 6O | 7O | 8O | 9O | 10O | |
| 0N | 1N | 2N | 3N | 4N | 5N | 6N | 7N | 8N | 9N | 10N | |
| 0M | 1M | 2M | 3M | 4M | 5M | 6M | 7M | 8M | 9M | 10M | |
| 0L | 1L | 2L | 3L | 4L | 5L | 6L | 7L | 8L | 9L | | |
| 0K | 1K | 2K | 3K | 4K | 5K | 6K | 7K | 8K | 9K | | |
| 0J | 1J | 2J | 3J | 4J | 5J | 6J | 7J | 8J | 9J | | |
| 0I | 1I | 2I | 3I | 4I | 5I | 6I | 7I | 8I | 9I | | |
| 0H | 1H | 2H | 3H | 4H | 5H | 6H | 7H | 8H | | | |
| 0G | 1G | 2G | 3G | 4G | 5G | 6G | 7G | 8G | | | |
| 0F | 1F | 2F | 3F | 4F | 5F | 6F | 7F | 8F | | | |
| 0E | 1E | 2E | 3E | 4E | 5E | 6E | 7E | 8E | | | |
| 0D | 1D | 2D | 3D | 4D | 5D | 6D | 7D | 8D | | | |
| 0C | 1C | 2C | 3C | 4C | 5C | 6C | 7C | 8C | | | |
| 0B | 1B | 2B | 3B | 4B | 5B | 6B | 7B | 8B | | | |
| | | | | 6A | 7A | 8A | | | | | |

MCES Water Service Area

7M





Private Side of Water Service

- Potential Lead Containing Components (123)
- Copper & PVC (0)
- Verified Lead Lines (0)

Public Side of Water Service

- Potential Lead Containing Components (107)
- Copper & PVC (17)
- Verified Lead Lines (0)

Montgomery County Environmental Services
Montgomery County, Ohio
Water Service Line & Component Information

Buildings in Ohio built prior to 1998 or that use plumbing material or older manufactured before 1998 may have materials with greater than 8% lead and are at a higher risk of contributing lead to the drinking water than materials manufactured after 1998. In addition buildings built and plumbing materials manufactured after 2014 were required to have less than 0.25 lead by weight and have the lowest risk for contributing lead to drinking water.

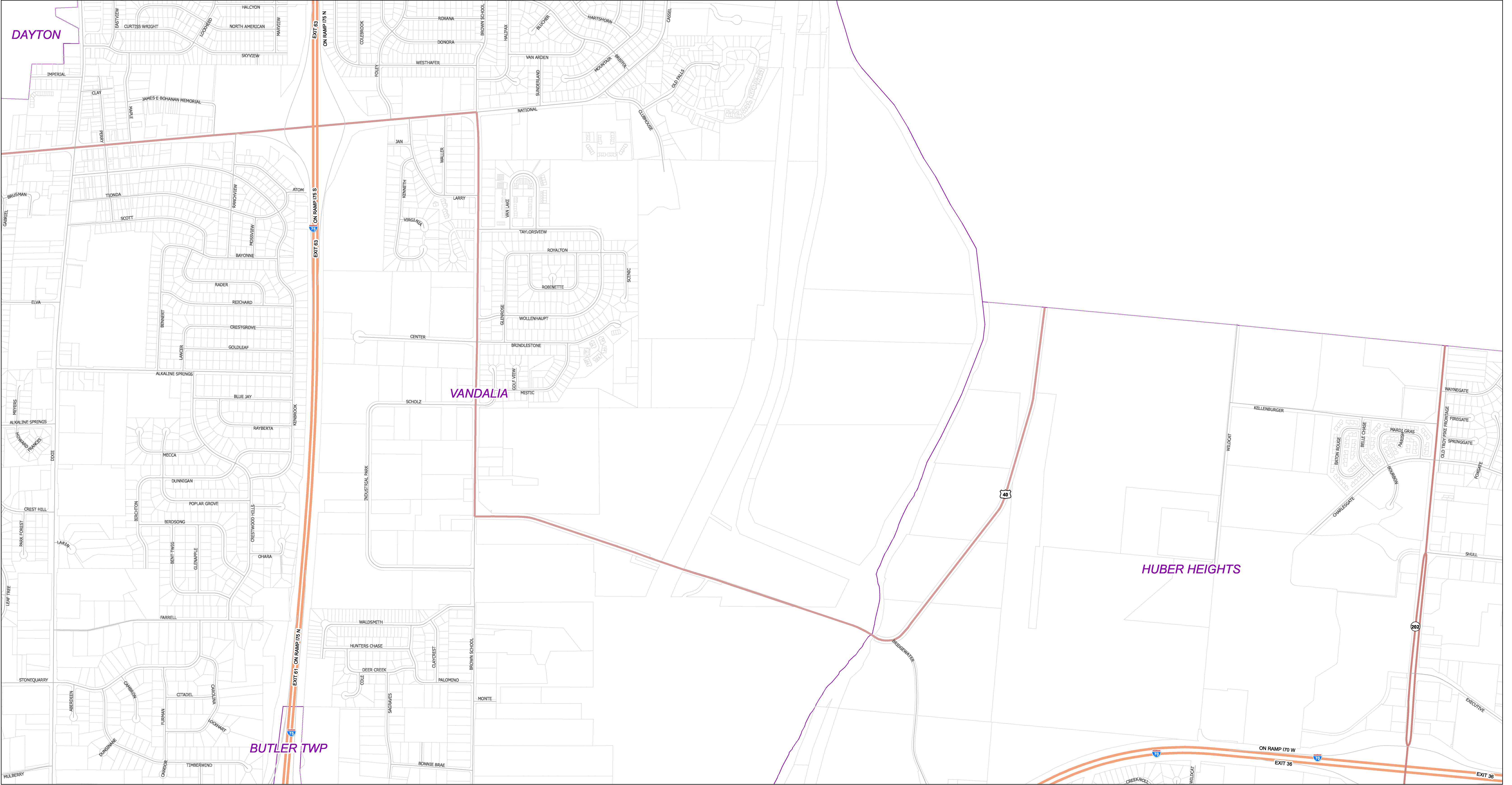
Montgomery County Environmental Services (MCES) operates two public water systems. Greater Moraine Public Water System #1(PWS5701315) and Greater Moraine Public Water System #2(PWS5701503). Both systems include over 1380 miles of water main, types of water mains within those miles are C900, Cast Iron, Ductile Iron, High Density Polyethylene Pipe (HDPE), and Pre-stressed Concrete Cylinder Pipe(PCCP). The copper setters made prior to June 1986 may contain lead solder, all copper setters made after 1986 may not. Lead services lines have been encountered within both systems that MCES maintains. MCES now has Standard Operating Procedures and trackingsystems in place to track and remove any lead lines encountered in the future.

Because it is practically impossible to determine the lead content of an installed fixture, fitting or pipe,it should be assumed that the manufacture or installation date is the primary indicator of the lead content. Therefore, the characteristics of buildings and piping solder or fixtures would be buildings in Ohio built prior to 1998 or that use plumbing material or solder manufactured before 1998 may have materials with greater than 8% lead and are at higher risk of contributing lead to the drinking water than materials manufactured after 1998. In addition, buildings built and plumbing materials manufactured after 2014 were required to have less than 0.25% lead by weight and have the lowest risk for contributing lead to the drinking water. It should be noted however that, although prohibited, some use of leaded solder or leaded components may have occurred after the prohibitions became effective.

| | | | | | | | | | | | |
|----|----|----|----|----|----|----|----|----|----|-----|----|
| 0Q | 1Q | 2Q | 3Q | 4Q | 5Q | 6Q | 7Q | | | | |
| 0P | 1P | 2P | 3P | 4P | 5P | 6P | 7P | | | | |
| 0O | 1O | 2O | 3O | 4O | 5O | 6O | 7O | 8O | 9O | 10O | |
| 0N | 1N | 2N | 3N | 4N | 5N | 6N | 7N | 8N | 9N | 10N | |
| 0M | 1M | 2M | 3M | 4M | 5M | 6M | 7M | 8M | 9M | 10M | |
| 0L | 1L | 2L | 3L | 4L | 5L | 6L | 7L | 8L | 9L | | |
| 0K | 1K | 2K | 3K | 4K | 5K | 6K | 7K | 8K | 9K | | |
| 0J | 1J | 2J | 3J | 4J | 5J | 6J | 7J | 8J | 9J | | |
| 0I | 1I | 2I | 3I | 4I | 5I | 6I | 7I | 8I | 9I | | |
| 0H | 1H | 2H | 3H | 4H | 5H | 6H | 7H | 8H | | | |
| 0G | 1G | 2G | 3G | 4G | 5G | 6G | 7G | 8G | | | |
| 0F | 1F | 2F | 3F | 4F | 5F | 6F | 7F | 8F | | | |
| 0E | 1E | 2E | 3E | 4E | 5E | 6E | 7E | 8E | | | |
| 0D | 1D | 2D | 3D | 4D | 5D | 6D | 7D | 8D | | | |
| 0C | 1C | 2C | 3C | 4C | 5C | 6C | 7C | 8C | | | |
| 0B | 1B | 2B | 3B | 4B | 5B | 6B | 7B | 8B | 6A | 7A | 8A |

MCES Water Service Area





Private Side of Water Service

- Potential Lead Containing Components (0)
- Copper & PVC (0)
- Verified Lead Lines (0)

Public Side of Water Service

- Potential Lead Containing Components (0)
- Copper & PVC (0)
- Verified Lead Lines (0)

Montgomery County Environmental Services

Montgomery County, Ohio

Water Service Line & Component Information

Buildings in Ohio built prior to 1998 or that use plumbing material or older manufactured before 1998 may have materials with greater than 8% lead and are at a higher risk of contributing lead to the drinking water than materials manufactured after 1998. In addition buildings built and plumbing materials manufactured after 2014 were required to have less than 0.25 lead by weight and have the lowest risk for contributing lead to drinking water.

Montgomery County Environmental Services (MCES) operates two public water systems. Greater Moraine Public Water System #1(PWS5701315) and Greater Moraine Public Water System #2(PWS5701503). Both systems include over 1380 miles of water main, types of water mains within those miles are C900, Cast Iron, Ductile Iron, High Density Polyethylene Pipe (HDPE), and Pre-stressed Concrete Cylinder Pipe(PCCP). The copper setters made prior to June 1986 may contain lead solder, all copper setters made after 1986 may not. Lead services lines have been encountered within both systems that MCES maintains. MCES now has Standard Operating Procedures and trackingsystems in place to track and remove any lead lines encountered in the future.

Because it is practically impossible to determine the lead content of an installed fixture, fitting or pipe,it should be assumed that the manufacture or installation date is the primary indicator of the lead content. Therefore, the characteristics of buildings and piping solder or fixtures would be buildings in Ohio built prior to 1998 or that use plumbing material or solder manufactured before 1998 may have materials with greater than 8% lead and are at higher risk of contributing lead to the drinking water than materials manufactured after 1998. In addition, buildings built and plumbing materials manufactured after 2014 were required to have less than 0.25% lead by weight and have the lowest risk for contributing lead to the drinking water. It should be noted however that, although prohibited, some use of leaded solder or leaded components may have occurred after the prohibitions became effective.

| | | | | | | | | | | | |
|----|----|----|----|----|----|----|----|----|----|-----|----|
| 0Q | 1Q | 2Q | 3Q | 4Q | 5Q | 6Q | 7Q | | | | |
| 0P | 1P | 2P | 3P | 4P | 5P | 6P | 7P | | | | |
| 0O | 1O | 2O | 3O | 4O | 5O | 6O | 7O | 8O | 9O | 10O | |
| 0N | 1N | 2N | 3N | 4N | 5N | 6N | 7N | 8N | 9N | 10N | |
| 0M | 1M | 2M | 3M | 4M | 5M | 6M | 7M | 8M | 9M | 10M | |
| 0L | 1L | 2L | 3L | 4L | 5L | 6L | 7L | 8L | 9L | | |
| 0K | 1K | 2K | 3K | 4K | 5K | 6K | 7K | 8K | 9K | | |
| 0J | 1J | 2J | 3J | 4J | 5J | 6J | 7J | 8J | 9J | | |
| 0I | 1I | 2I | 3I | 4I | 5I | 6I | 7I | 8I | 9I | | |
| 0H | 1H | 2H | 3H | 4H | 5H | 6H | 7H | 8H | | | |
| 0G | 1G | 2G | 3G | 4G | 5G | 6G | 7G | 8G | | | |
| 0F | 1F | 2F | 3F | 4F | 5F | 6F | 7F | 8F | | | |
| 0E | 1E | 2E | 3E | 4E | 5E | 6E | 7E | 8E | | | |
| 0D | 1D | 2D | 3D | 4D | 5D | 6D | 7D | 8D | | | |
| 0C | 1C | 2C | 3C | 4C | 5C | 6C | 7C | 8C | | | |
| 0B | 1B | 2B | 3B | 4B | 5B | 6B | 7B | 8B | 6A | 7A | 8A |

MCES Water Service Area





Private Side of Water Service

- Potential Lead Containing Components (0)
- Copper & PVC (0)
- Verified Lead Lines (0)

Public Side of Water Service

- Potential Lead Containing Components (0)
- Copper & PVC (0)
- Verified Lead Lines (0)

Montgomery County Environmental Services
Montgomery County, Ohio
Water Service Line & Component Information

Buildings in Ohio built prior to 1998 or that use plumbing material or older manufactured before 1998 may have materials with greater than 8% lead and are at a higher risk of contributing lead to the drinking water than materials manufactured after 1998. In addition buildings built and plumbing materials manufactured after 2014 were required to have less than 0.25 lead by weight and have the lowest risk for contributing lead to drinking water.

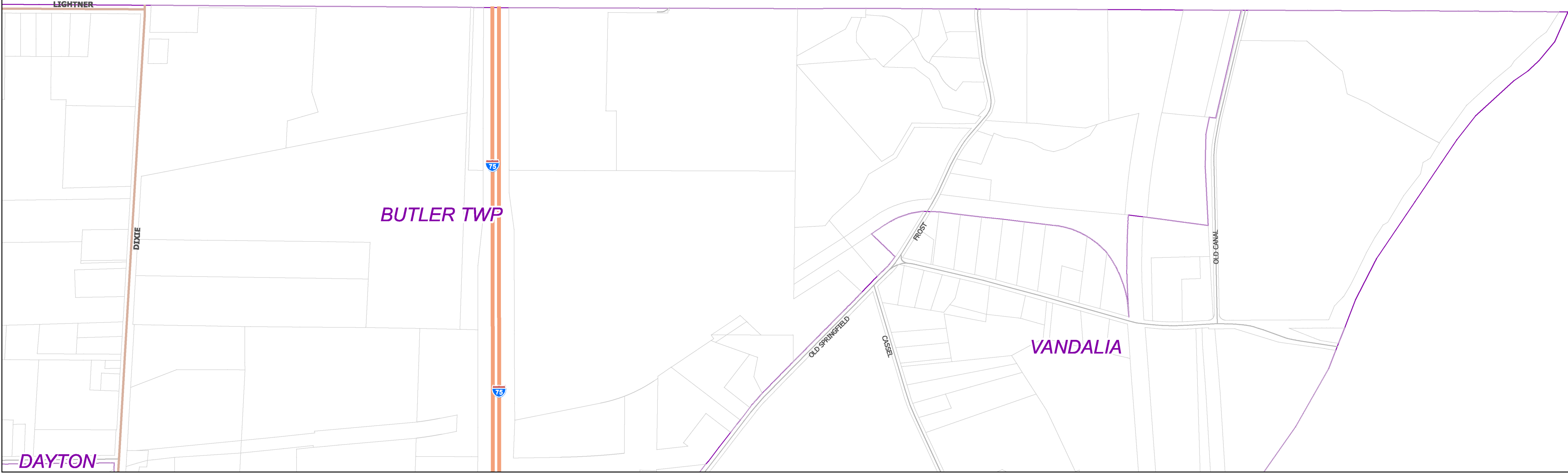
Montgomery County Environmental Services (MCES) operates two public water systems. Greater Moraine Public Water System #1(PWS5701315) and Greater Moraine Public Water System #2(PWS5701503). Both systems include over 1380 miles of water main, types of water mains within those miles are C900, Cast Iron, Ductile Iron, High Density Polyethylene Pipe (HDPE), and Pre-stressed Concrete Cylinder Pipe(PCCP). The copper setters made prior to June 1986 may contain lead solder, all copper setters made after 1986 may not. Lead services lines have been encountered within both systems that MCES maintains. MCES now has Standard Operating Procedures and trackingsystems in place to track and remove any lead lines encountered in the future.

Because it is practically impossible to determine the lead content of an installed fixture, fitting or pipe,it should be assumed that the manufacture or installation date is the primary indicator of the lead content. Therefore, the characteristics of buildings and piping solder or fixtures would be buildings in Ohio built prior to 1998 or that use plumbing material or solder manufactured before 1998 may have materials with greater than 8% lead and are at higher risk of contributing lead to the drinking water than materials manufactured after 1998. In addition, buildings built and plumbing materials manufactured after 2014 were required to have less than 0.25% lead by weight and have the lowest risk for contributing lead to the drinking water. It should be noted however that, although prohibited, some use of leaded solder or leaded components may have occurred after the prohibitions became effective.

| | | | | | | | | | | | |
|----|----|----|----|----|----|----|----|----|----|-----|--|
| 0Q | 1Q | 2Q | 3Q | 4Q | 5Q | 6Q | 7Q | | | | |
| 0P | 1P | 2P | 3P | 4P | 5P | 6P | 7P | | | | |
| 0O | 1O | 2O | 3O | 4O | 5O | 6O | 7O | 8O | 9O | 10O | |
| 0N | 1N | 2N | 3N | 4N | 5N | 6N | 7N | 8N | 9N | 10N | |
| 0M | 1M | 2M | 3M | 4M | 5M | 6M | 7M | 8M | 9M | 10M | |
| 0L | 1L | 2L | 3L | 4L | 5L | 6L | 7L | 8L | 9L | | |
| 0K | 1K | 2K | 3K | 4K | 5K | 6K | 7K | 8K | 9K | | |
| 0J | 1J | 2J | 3J | 4J | 5J | 6J | 7J | 8J | 9J | | |
| 0I | 1I | 2I | 3I | 4I | 5I | 6I | 7I | 8I | 9I | | |
| 0H | 1H | 2H | 3H | 4H | 5H | 6H | 7H | 8H | | | |
| 0G | 1G | 2G | 3G | 4G | 5G | 6G | 7G | 8G | | | |
| 0F | 1F | 2F | 3F | 4F | 5F | 6F | 7F | 8F | | | |
| 0E | 1E | 2E | 3E | 4E | 5E | 6E | 7E | 8E | | | |
| 0D | 1D | 2D | 3D | 4D | 5D | 6D | 7D | 8D | | | |
| 0C | 1C | 2C | 3C | 4C | 5C | 6C | 7C | 8C | | | |
| 0B | 1B | 2B | 3B | 4B | 5B | 6B | 7B | 8B | | | |
| | | | | | | 6A | 7A | 8A | | | |

MCES Water Service Area





Private Side of Water Service

- Potential Lead Containing Components (0)
- Copper & PVC (0)
- Verified Lead Lines (0)

Public Side of Water Service

- Potential Lead Containing Components (0)
- Copper & PVC (0)
- Verified Lead Lines (0)

Montgomery County Environmental Services
Montgomery County, Ohio
Water Service Line & Component Information

Buildings in Ohio built prior to 1998 or that use plumbing material or older manufactured before 1998 may have materials with greater than 8% lead and are at a higher risk of contributing lead to the drinking water than materials manufactured after 1998. In addition buildings built and plumbing materials manufactured after 2014 were required to have less than 0.25 lead by weight and have the lowest risk for contributing lead to drinking water.

Montgomery County Environmental Services (MCES) operates two public water systems. Greater Moraine Public Water System #1(PWS5701315) and Greater Moraine Public Water System #2(PWS5701503). Both systems include over 1380 miles of water main, types of water mains within those miles are C900, Cast Iron, Ductile Iron, High Density Polyethylene Pipe (HDPE), and Pre-stressed Concrete Cylinder Pipe(PCCP). The copper setters made prior to June 1986 may contain lead solder, all copper setters made after 1986 may not. Lead services lines have been encountered within both systems that MCES maintains. MCES now has Standard Operating Procedures and trackingsystems in place to track and remove any lead lines encountered in the future.

Because it is practically impossible to determine the lead content of an installed fixture, fitting or pipe,it should be assumed that the manufacture or installation date is the primary indicator of the lead content. Therefore, the characteristics of buildings and piping solder or fixtures would be buildings in Ohio built prior to 1998 or that use plumbing material or solder manufactured before 1998 may have materials with greater than 8% lead and are at higher risk of contributing lead to the drinking water than materials manufactured after 1998. In addition, buildings built and plumbing materials manufactured after 2014 were required to have less than 0.25% lead by weight and have the lowest risk for contributing lead to the drinking water. It should be noted however that, although prohibited, some use of leaded solder or leaded components may have occurred after the prohibitions became effective.

| | | | | | | | | | | | | | | | |
|----|----|----|----|----|----|----|----|----|----|-----|--|--|--|--|--|
| 0Q | 1Q | 2Q | 3Q | 4Q | 5Q | 6Q | 7Q | | | | | | | | |
| 0P | 1P | 2P | 3P | 4P | 5P | 6P | 7P | | | | | | | | |
| 0O | 1O | 2O | 3O | 4O | 5O | 6O | 7O | 8O | 9O | 10O | | | | | |
| 0N | 1N | 2N | 3N | 4N | 5N | 6N | 7N | 8N | 9N | 10N | | | | | |
| 0M | 1M | 2M | 3M | 4M | 5M | 6M | 7M | 8M | 9M | 10M | | | | | |
| 0L | 1L | 2L | 3L | 4L | 5L | 6L | 7L | 8L | 9L | | | | | | |
| 0K | 1K | 2K | 3K | 4K | 5K | 6K | 7K | 8K | 9K | | | | | | |
| 0J | 1J | 2J | 3J | 4J | 5J | 6J | 7J | 8J | 9J | | | | | | |
| 0I | 1I | 2I | 3I | 4I | 5I | 6I | 7I | 8I | 9I | | | | | | |
| 0H | 1H | 2H | 3H | 4H | 5H | 6H | 7H | 8H | | | | | | | |
| 0G | 1G | 2G | 3G | 4G | 5G | 6G | 7G | 8G | | | | | | | |
| 0F | 1F | 2F | 3F | 4F | 5F | 6F | 7F | 8F | | | | | | | |
| 0E | 1E | 2E | 3E | 4E | 5E | 6E | 7E | 8E | | | | | | | |
| 0D | 1D | 2D | 3D | 4D | 5D | 6D | 7D | 8D | | | | | | | |
| 0C | 1C | 2C | 3C | 4C | 5C | 6C | 7C | 8C | | | | | | | |
| 0B | 1B | 2B | 3B | 4B | 5B | 6B | 7B | 8B | | | | | | | |
| | | | | | | 6A | 7A | 8A | | | | | | | |

MCES Water Service Area





Private Side of Water Service

- Potential Lead Containing Components (5)
- Copper & PVC (0)
- Verified Lead Lines (0)

Public Side of Water Service

- Potential Lead Containing Components (3)
- Copper & PVC (5)
- Verified Lead Lines (0)

Montgomery County Environmental Services
Montgomery County, Ohio
Water Service Line & Component Information

Buildings in Ohio built prior to 1998 or that use plumbing material or older manufactured before 1998 may have materials with greater than 8% lead and are at a higher risk of contributing lead to the drinking water than materials manufactured after 1998. In addition buildings built and plumbing materials manufactured after 2014 were required to have less than 0.25 lead by weight and have the lowest risk for contributing lead to drinking water.

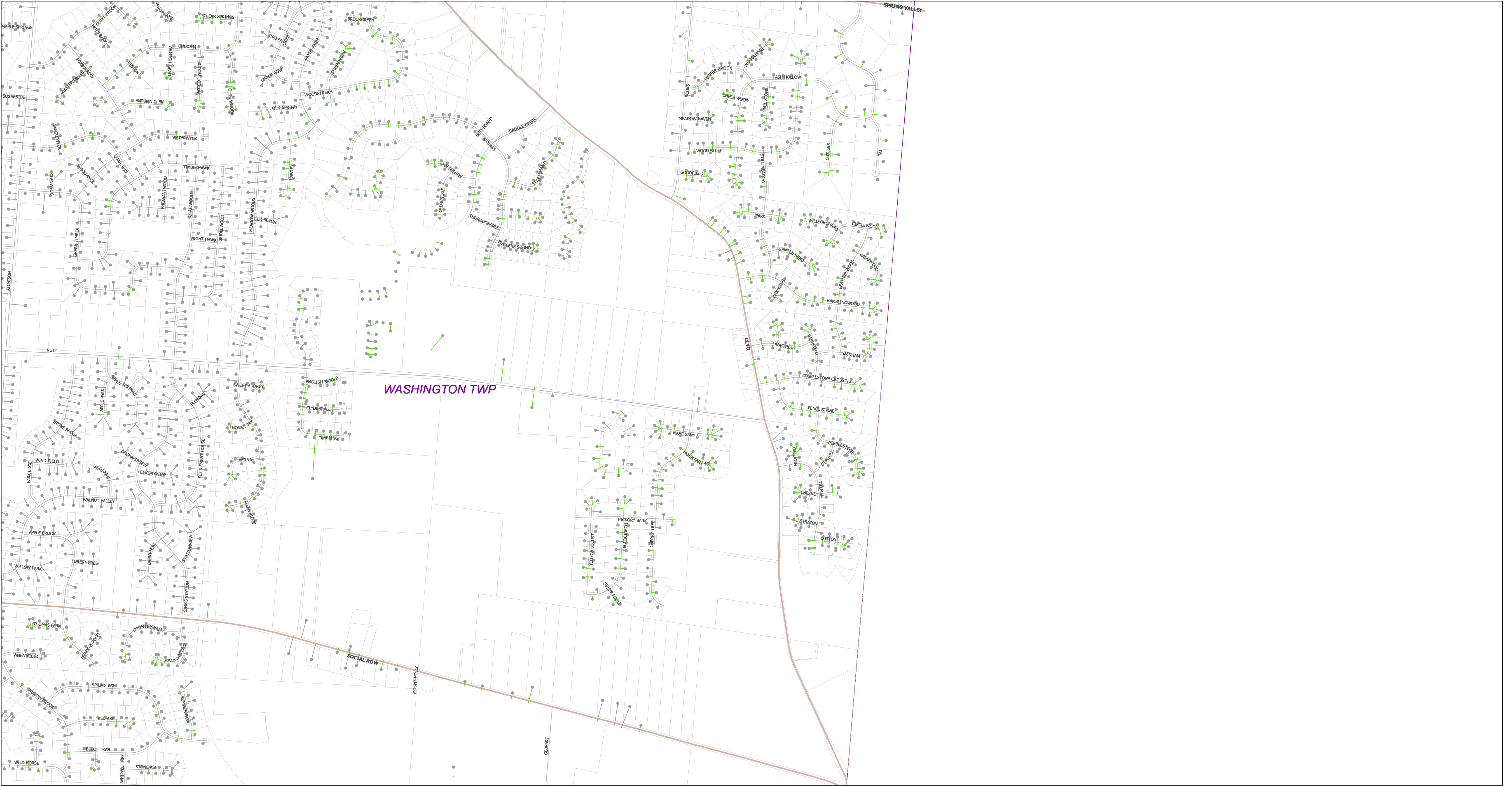
Montgomery County Environmental Services (MCES) operates two public water systems. Greater Moraine Public Water System #1(PWS5701315) and Greater Moraine Public Water System #2(PWS5701503). Both systems include over 1380 miles of water main, types of water mains within those miles are C900, Cast Iron, Ductile Iron, High Density Polyethylene Pipe (HDPE), and Pre-stressed Concrete Cylinder Pipe(PCCP). The copper setters made prior to June 1986 may contain lead solder, all copper setters made after 1986 may not. Lead services lines have been encountered within both systems that MCES maintains. MCES now has Standard Operating Procedures and trackingsystems in place to track and remove any lead lines encountered in the future.

Because it is practically impossible to determine the lead content of an installed fixture, fitting or pipe,it should be assumed that the manufacture or installation date is the primary indicator of the lead content. Therefore, the characteristics of buildings and piping solder or fixtures would be buildings in Ohio built prior to 1998 or that use plumbing material or solder manufactured before 1998 may have materials with greater than 8% lead and are at higher risk of contributing lead to the drinking water than materials manufactured after 1998. In addition, buildings built and plumbing materials manufactured after 2014 were required to have less than 0.25% lead by weight and have the lowest risk for contributing lead to the drinking water. It should be noted however that, although prohibited, some use of leaded solder or leaded components may have occurred after the prohibitions became effective.

| | | | | | | | | | | | |
|----|----|----|----|----|----|----|----|----|----|-----|--|
| 0Q | 1Q | 2Q | 3Q | 4Q | 5Q | 6Q | 7Q | | | | |
| 0P | 1P | 2P | 3P | 4P | 5P | 6P | 7P | | | | |
| 0O | 1O | 2O | 3O | 4O | 5O | 6O | 7O | 8O | 9O | 10O | |
| 0N | 1N | 2N | 3N | 4N | 5N | 6N | 7N | 8N | 9N | 10N | |
| 0M | 1M | 2M | 3M | 4M | 5M | 6M | 7M | 8M | 9M | 10M | |
| 0L | 1L | 2L | 3L | 4L | 5L | 6L | 7L | 8L | 9L | | |
| 0K | 1K | 2K | 3K | 4K | 5K | 6K | 7K | 8K | 9K | | |
| 0J | 1J | 2J | 3J | 4J | 5J | 6J | 7J | 8J | 9J | | |
| 0I | 1I | 2I | 3I | 4I | 5I | 6I | 7I | 8I | 9I | | |
| 0H | 1H | 2H | 3H | 4H | 5H | 6H | 7H | 8H | | | |
| 0G | 1G | 2G | 3G | 4G | 5G | 6G | 7G | 8G | | | |
| 0F | 1F | 2F | 3F | 4F | 5F | 6F | 7F | 8F | | | |
| 0E | 1E | 2E | 3E | 4E | 5E | 6E | 7E | 8E | | | |
| 0D | 1D | 2D | 3D | 4D | 5D | 6D | 7D | 8D | | | |
| 0C | 1C | 2C | 3C | 4C | 5C | 6C | 7C | 8C | | | |
| 0B | 1B | 2B | 3B | 4B | 5B | 6B | 7B | 8B | | | |
| | | | | | | 6A | 7A | 8A | | | |

MCES Water Service Area





Private Side of Water Service

- Potential Lead Containing Components (875)
- Copper & PVC (0)
- Verified Lead Lines (0)

Public Side of Water Service

- Potential Lead Containing Components (44)
- Copper & PVC (826)
- Verified Lead Lines (0)

Montgomery County Environmental Services

Montgomery County, Ohio

Water Service Line & Component Information

Buildings in Ohio built prior to 1998 or that use plumbing material or older manufactured before 1998 may have materials with greater than 8% lead and are at a higher risk of contributing lead to the drinking water than materials manufactured after 1998. In addition buildings built and plumbing materials manufactured after 2014 were required to have less than 0.25 lead by weight and have the lowest risk for contributing lead to drinking water.

Montgomery County Environmental Services (MCES) operates two public water systems. Greater Moraine Public Water System #1(PWS5701315) and Greater Moraine Public Water System #2(PWS5701503). Both systems include over 1380 miles of water main, types of water mains within those miles are C900, Cast Iron, Ductile Iron, High Density Polyethylene Pipe (HDPE), and Pre-stressed Concrete Cylinder Pipe(PCCP). The copper setters made prior to June 1986 may contain lead solder, all copper setters made after 1986 may not. Lead services lines have been encountered within both systems that MCES maintains. MCES now has Standard Operating Procedures and trackingsystems in place to track and remove any lead lines encountered in the future.

Because it is practically impossible to determine the lead content of an installed fixture, fitting or pipe,it should be assumed that the manufacture or installation date is the primary indicator of the lead content. Therefore, the characteristics of buildings and piping solder or fixtures would be buildings in Ohio built prior to 1998 or that use plumbing material or solder manufactured before 1998 may have materials with greater than 8% lead and are at higher risk of contributing lead to the drinking water than materials manufactured after 1998. In addition, buildings built and plumbing materials manufactured after 2014 were required to have less than 0.25% lead by weight and have the lowest risk for contributing lead to the drinking water. It should be noted however that, although prohibited, some use of leaded solder or leaded components may have occurred after the prohibitions became effective.

| | | | | | | | | | | | |
|----|----|----|----|----|----|----|----|----|----|-----|--|
| 0Q | 1Q | 2Q | 3Q | 4Q | 5Q | 6Q | 7Q | | | | |
| 0P | 1P | 2P | 3P | 4P | 5P | 6P | 7P | | | | |
| 0O | 1O | 2O | 3O | 4O | 5O | 6O | 7O | 8O | 9O | 10O | |
| 0N | 1N | 2N | 3N | 4N | 5N | 6N | 7N | 8N | 9N | 10N | |
| 0M | 1M | 2M | 3M | 4M | 5M | 6M | 7M | 8M | 9M | 10M | |
| 0L | 1L | 2L | 3L | 4L | 5L | 6L | 7L | 8L | 9L | | |
| 0K | 1K | 2K | 3K | 4K | 5K | 6K | 7K | 8K | 9K | | |
| 0J | 1J | 2J | 3J | 4J | 5J | 6J | 7J | 8J | 9J | | |
| 0I | 1I | 2I | 3I | 4I | 5I | 6I | 7I | 8I | 9I | | |
| 0H | 1H | 2H | 3H | 4H | 5H | 6H | 7H | 8H | 9H | | |
| 0G | 1G | 2G | 3G | 4G | 5G | 6G | 7G | 8G | | | |
| 0F | 1F | 2F | 3F | 4F | 5F | 6F | 7F | 8F | | | |
| 0E | 1E | 2E | 3E | 4E | 5E | 6E | 7E | 8E | | | |
| 0D | 1D | 2D | 3D | 4D | 5D | 6D | 7D | 8D | | | |
| 0C | 1C | 2C | 3C | 4C | 5C | 6C | 7C | 8C | | | |
| 0B | 1B | 2B | 3B | 4B | 5B | 6B | 7B | 8B | | | |
| | | | | | | 6A | 7A | 8A | | | |

MCES Water Service Area





Private Side of Water Service

- Potential Lead Containing Components (3,266)
- Copper & PVC (0)
- Verified Lead Lines (0)

Public Side of Water Service

- Potential Lead Containing Components (2,676)
- Copper & PVC (586)
- Verified Lead Lines (0)

Montgomery County Environmental Services

Montgomery County, Ohio

Water Service Line & Component Information

Buildings in Ohio built prior to 1998 or that use plumbing material or older manufactured before 1998 may have materials with greater than 8% lead and are at a higher risk of contributing lead to the drinking water than materials manufactured after 1998. In addition buildings built and plumbing materials manufactured after 2014 were required to have less than 0.25 lead by weight and have the lowest risk for contributing lead to drinking water.

Montgomery County Environmental Services (MCES) operates two public water systems. Greater Moraine Public Water System #1(PWS5701315) and Greater Moraine Public Water System #2(PWS5701503). Both systems include over 1380 miles of water main, types of water mains within those miles are C900, Cast Iron, Ductile Iron, High Density Polyethylene Pipe (HDPE), and Pre-stressed Concrete Cylinder Pipe(PCCP). The copper setters made prior to June 1986 may contain lead solder, all copper setters made after 1986 may not. Lead services lines have been encountered within both systems that MCES maintains. MCES now has Standard Operating Procedures and trackingsystems in place to track and remove any lead lines encountered in the future.

Because it is practically impossible to determine the lead content of an installed fixture, fitting or pipe,it should be assumed that the manufacture or installation date is the primary indicator of the lead content. Therefore, the characteristics of buildings and piping solder or fixtures would be buildings in Ohio built prior to 1998 or that use plumbing material or solder manufactured before 1998 may have materials with greater than 8% lead and are at higher risk of contributing lead to the drinking water than materials manufactured after 1998. In addition, buildings built and plumbing materials manufactured after 2014 were required to have less than 0.25% lead by weight and have the lowest risk for contributing lead to the drinking water. It should be noted however that, although prohibited, some use of leaded solder or leaded components may have occurred after the prohibitions became effective.

| | | | | | | | | | | | |
|----|----|----|----|----|----|----|----|----|----|-----|--|
| 0Q | 1Q | 2Q | 3Q | 4Q | 5Q | 6Q | 7Q | | | | |
| 0P | 1P | 2P | 3P | 4P | 5P | 6P | 7P | | | | |
| 0O | 1O | 2O | 3O | 4O | 5O | 6O | 7O | 8O | 9O | 10O | |
| 0N | 1N | 2N | 3N | 4N | 5N | 6N | 7N | 8N | 9N | 10N | |
| 0M | 1M | 2M | 3M | 4M | 5M | 6M | 7M | 8M | 9M | 10M | |
| 0L | 1L | 2L | 3L | 4L | 5L | 6L | 7L | 8L | 9L | | |
| 0K | 1K | 2K | 3K | 4K | 5K | 6K | 7K | 8K | 9K | | |
| 0J | 1J | 2J | 3J | 4J | 5J | 6J | 7J | 8J | 9J | | |
| 0I | 1I | 2I | 3I | 4I | 5I | 6I | 7I | 8I | 9I | | |
| 0H | 1H | 2H | 3H | 4H | 5H | 6H | 7H | 8H | 9H | | |
| 0G | 1G | 2G | 3G | 4G | 5G | 6G | 7G | 8G | | | |
| 0F | 1F | 2F | 3F | 4F | 5F | 6F | 7F | 8F | | | |
| 0E | 1E | 2E | 3E | 4E | 5E | 6E | 7E | 8E | | | |
| 0D | 1D | 2D | 3D | 4D | 5D | 6D | 7D | 8D | | | |
| 0C | 1C | 2C | 3C | 4C | 5C | 6C | 7C | 8C | | | |
| 0B | 1B | 2B | 3B | 4B | 5B | 6B | 7B | 8B | | | |
| | | | | 6A | 7A | 8A | | | | | |

MCES Water Service Area





Private Side of Water Service

- Potential Lead Containing Components (1,252)
- Copper & PVC (8)
- Verified Lead Lines (0)

Public Side of Water Service

- Potential Lead Containing Components (1,213)
- Copper & PVC (42)
- Verified Lead Lines (0)

Montgomery County Environmental Services
Montgomery County, Ohio
Water Service Line & Component Information

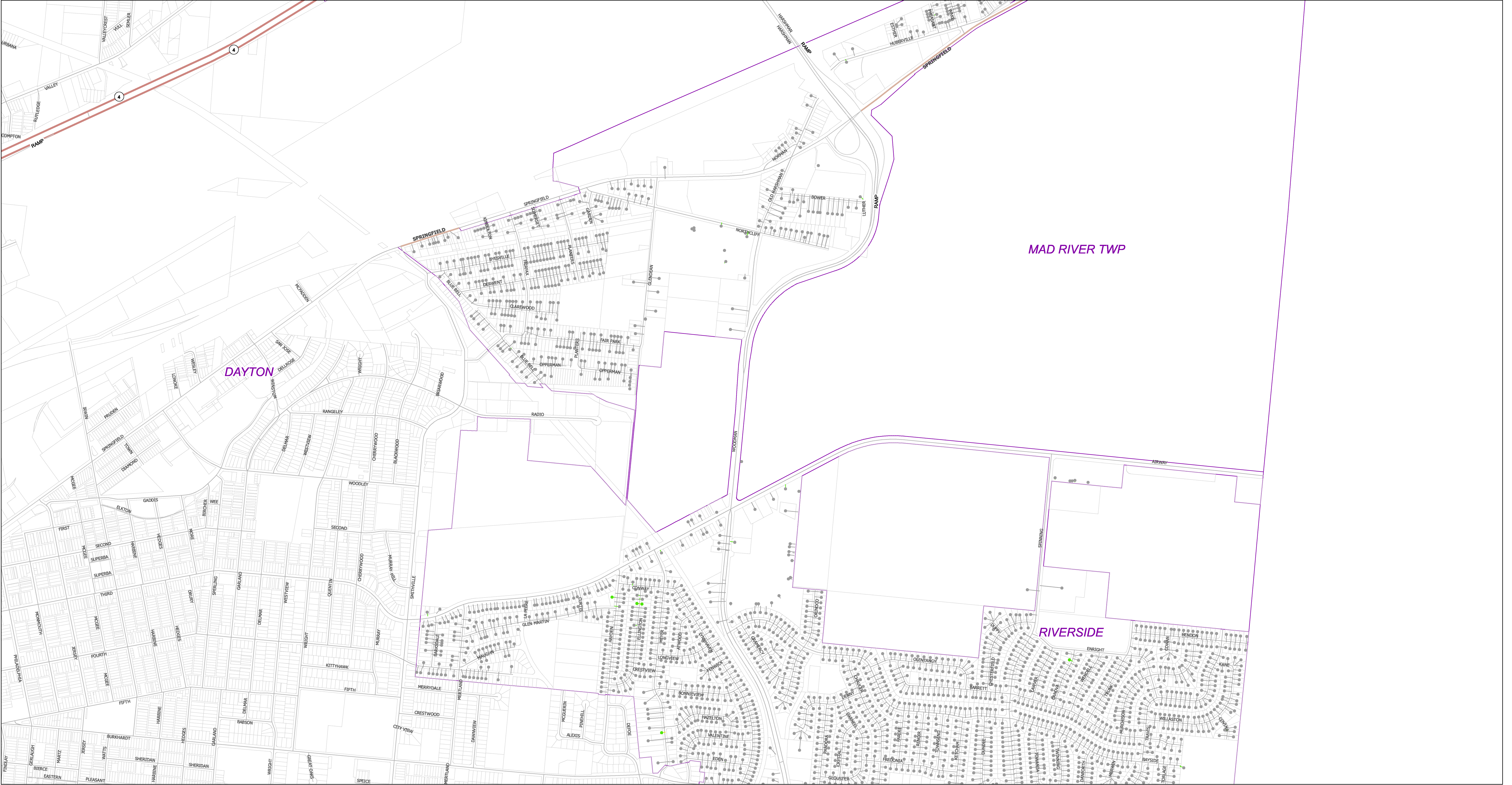
Montgomery County Environmental Services (MCES) operates two public water systems. Greater Moraine Public Water System #1(PWS5701315) and Greater Moraine Public Water System #2(PWS5701503). Both systems include over 1380 miles of water main, types of water mains within those miles are C900, Cast Iron, Ductile Iron, High Density Polyethylene Pipe (HDPE), and Pre-stressed Concrete Cylinder Pipe(PCCP). The copper setters made prior to June 1986 may contain lead solder, all copper setters made after 1986 may not. Lead services lines have been encountered within both systems that MCES maintains. MCES now has Standard Operating Procedures and trackingsystems in place to track and remove any lead lines encountered in the future.

Because it is practically impossible to determine the lead content of an installed fixture, fitting or pipe,it should be assumed that the manufacture or installation date is the primary indicator of the lead content. Therefore, the characteristics of buildings and piping solder or fixtures would be buildings in Ohio built prior to 1998 or that use plumbing material or solder manufactured before 1998 may have materials with greater than 8% lead and are at higher risk of contributing lead to the drinking water than materials manufactured after 1998. In addition, buildings built and plumbing materials manufactured after 2014 were required to have less than 0.25% lead by weight and have the lowest risk for contributing lead to drinking water.

| | | | | | | | | | | | |
|----|----|----|----|----|----|----|----|----|----|-----|--|
| 0Q | 1Q | 2Q | 3Q | 4Q | 5Q | 6Q | 7Q | | | | |
| 0P | 1P | 2P | 3P | 4P | 5P | 6P | 7P | | | | |
| 0O | 1O | 2O | 3O | 4O | 5O | 6O | 7O | 8O | 9O | 10O | |
| 0N | 1N | 2N | 3N | 4N | 5N | 6N | 7N | 8N | 9N | 10N | |
| 0M | 1M | 2M | 3M | 4M | 5M | 6M | 7M | 8M | 9M | 10M | |
| 0L | 1L | 2L | 3L | 4L | 5L | 6L | 7L | 8L | 9L | | |
| 0K | 1K | 2K | 3K | 4K | 5K | 6K | 7K | 8K | 9K | | |
| 0J | 1J | 2J | 3J | 4J | 5J | 6J | 7J | 8J | 9J | | |
| 0I | 1I | 2I | 3I | 4I | 5I | 6I | 7I | 8I | 9I | | |
| 0H | 1H | 2H | 3H | 4H | 5H | 6H | 7H | 8H | | | |
| 0G | 1G | 2G | 3G | 4G | 5G | 6G | 7G | 8G | | | |
| 0F | 1F | 2F | 3F | 4F | 5F | 6F | 7F | 8F | | | |
| 0E | 1E | 2E | 3E | 4E | 5E | 6E | 7E | 8E | | | |
| 0D | 1D | 2D | 3D | 4D | 5D | 6D | 7D | 8D | | | |
| 0C | 1C | 2C | 3C | 4C | 5C | 6C | 7C | 8C | | | |
| 0B | 1B | 2B | 3B | 4B | 5B | 6B | 7B | 8B | | | |
| | | | | | | | | | | | |

MCES Water Service Area





Private Side of Water Service

- Potential Lead Containing Components (1,284)
- Copper & PVC (4)
- Verified Lead Lines (0)

Public Side of Water Service

- Potential Lead Containing Components (1,261)
- Copper & PVC (33)
- Verified Lead Lines (1)

Montgomery County Environmental Services

Montgomery County, Ohio

Water Service Line & Component Information

Montgomery County Environmental Services (MCES) operates two public water systems. Greater Moraine Public Water System #1(PWS5701315) and Greater Moraine Public Water System #2(PWS5701503). Both systems include over 1380 miles of water main, types of water mains within those miles are C900, Cast Iron, Ductile Iron, High Density Polyethylene Pipe (HDPE), and Pre-stressed Concrete Cylinder Pipe(PCCP). The copper setters made prior to June 1986 may contain lead solder, all copper setters made after 1986 may not. Lead services lines have been encountered within both systems that MCES maintains. MCES now has Standard Operating Procedures and trackingsystems in place to track and remove any lead lines encountered in the future.

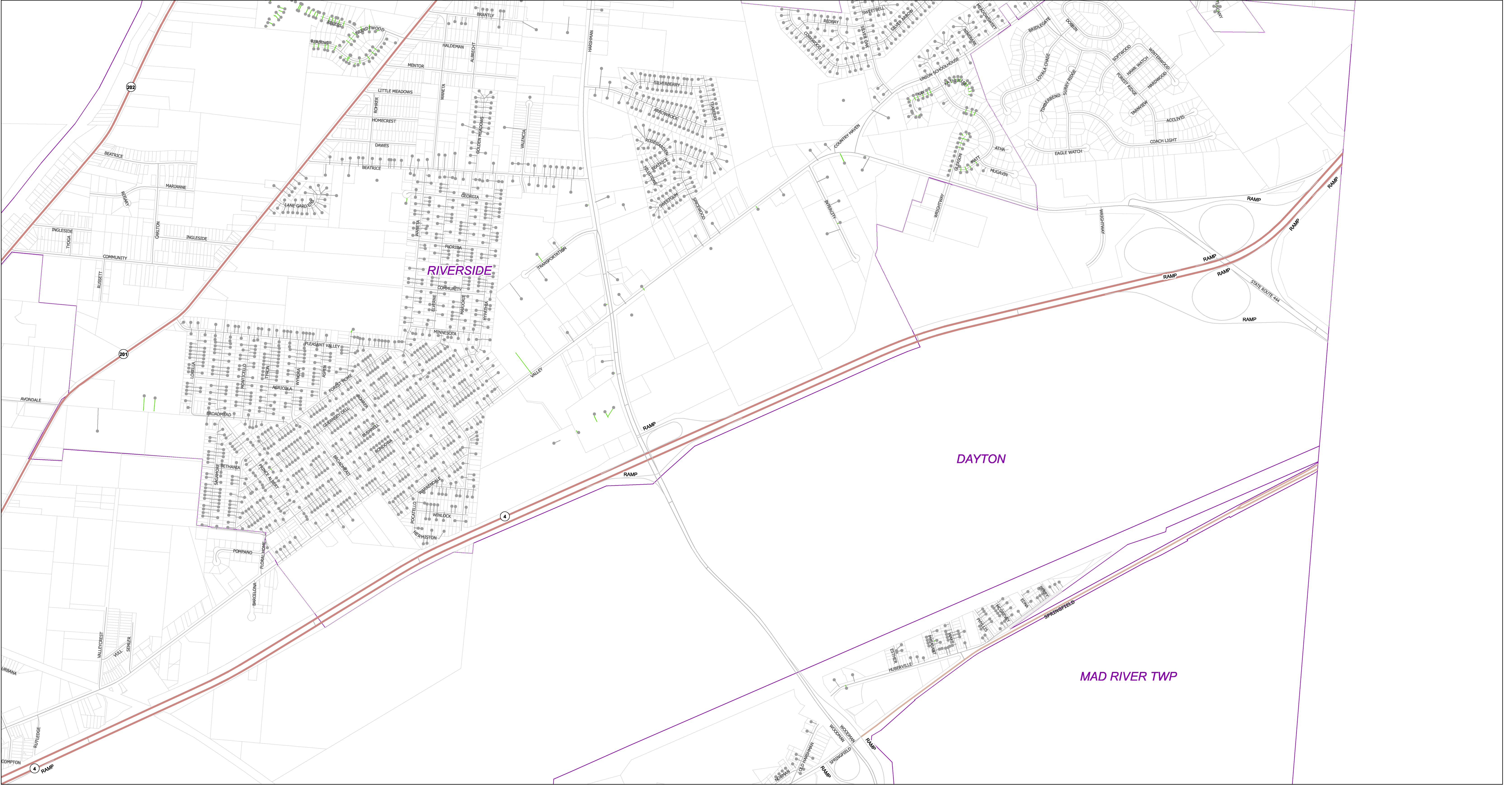
Buildings in Ohio built prior to 1998 or that use plumbing material or older manufactured before 1998 may have materials with greater than 8% lead and are at a higher risk of contributing lead to the drinking water than materials manufactured after 1998. In addition buildings built and plumbing materials manufactured after 2014 were required to have less than 0.25 lead by weight and have the lowest risk for contributing lead to drinking water.

Because it is practically impossible to determine the lead content of an installed fixture, fitting or pipe,it should be assumed that the manufacture or installation date is the primary indicator of the lead content. Therefore, the characteristics of buildings and piping solder or fixtures would be buildings in Ohio built prior to 1998 or that use plumbing material or solder manufactured before 1998 may have materials with greater than 8% lead and are at higher risk of contributing lead to the drinking water than materials manufactured after 1998. In addition, buildings built and plumbing materials manufactured after 2014 were required to have less than 0.25% lead by weight and have the lowest risk for contributing lead to the drinking water. It should be noted however that, although prohibited, some use of leaded solder or leaded components may have occurred after the prohibitions became effective.

| | | | | | | | | | | | |
|----|----|----|----|----|----|----|----|----|----|-----|--|
| 0Q | 1Q | 2Q | 3Q | 4Q | 5Q | 6Q | 7Q | | | | |
| 0P | 1P | 2P | 3P | 4P | 5P | 6P | 7P | | | | |
| 0O | 1O | 2O | 3O | 4O | 5O | 6O | 7O | 8O | 9O | 10O | |
| 0N | 1N | 2N | 3N | 4N | 5N | 6N | 7N | 8N | 9N | 10N | |
| 0M | 1M | 2M | 3M | 4M | 5M | 6M | 7M | 8M | 9M | 10M | |
| 0L | 1L | 2L | 3L | 4L | 5L | 6L | 7L | 8L | 9L | | |
| 0K | 1K | 2K | 3K | 4K | 5K | 6K | 7K | 8K | 9K | | |
| 0J | 1J | 2J | 3J | 4J | 5J | 6J | 7J | 8J | 9J | | |
| 0I | 1I | 2I | 3I | 4I | 5I | 6I | 7I | 8I | 9I | | |
| 0H | 1H | 2H | 3H | 4H | 5H | 6H | 7H | 8H | 9H | | |
| 0G | 1G | 2G | 3G | 4G | 5G | 6G | 7G | 8G | | | |
| 0F | 1F | 2F | 3F | 4F | 5F | 6F | 7F | 8F | | | |
| 0E | 1E | 2E | 3E | 4E | 5E | 6E | 7E | 8E | | | |
| 0D | 1D | 2D | 3D | 4D | 5D | 6D | 7D | 8D | | | |
| 0C | 1C | 2C | 3C | 4C | 5C | 6C | 7C | 8C | | | |
| 0B | 1B | 2B | 3B | 4B | 5B | 6B | 7B | 8B | | | |
| | | | | | | 6A | 7A | 8A | | | |

MCES Water Service Area





Private Side of Water Service

- Potential Lead Containing Components (1,091)
- Copper & PVC (0)
- Verified Lead Lines (0)

Public Side of Water Service

- Potential Lead Containing Components (1,026)
- Copper & PVC (83)
- Verified Lead Lines (0)

Montgomery County Environmental Services
Montgomery County, Ohio
Water Service Line & Component Information

Montgomery County Environmental Services (MCES) operates two public water systems. Greater Moraine Public Water System #1(PWS5701315) and Greater Moraine Public Water System #2(PWS5701503). Both systems include over 1380 miles of water main, types of water mains within those miles are C900, Cast Iron, Ductile Iron, High Density Polyethylene Pipe (HDPE), and Pre-stressed Concrete Cylinder Pipe(PCCP). The copper setters made prior to June 1986 may contain lead solder, all copper setters made after 1986 may not. Lead services lines have been encountered within both systems that MCES maintains. MCES now has Standard Operating Procedures and trackingsystems in place to track and remove any lead lines encountered in the future.

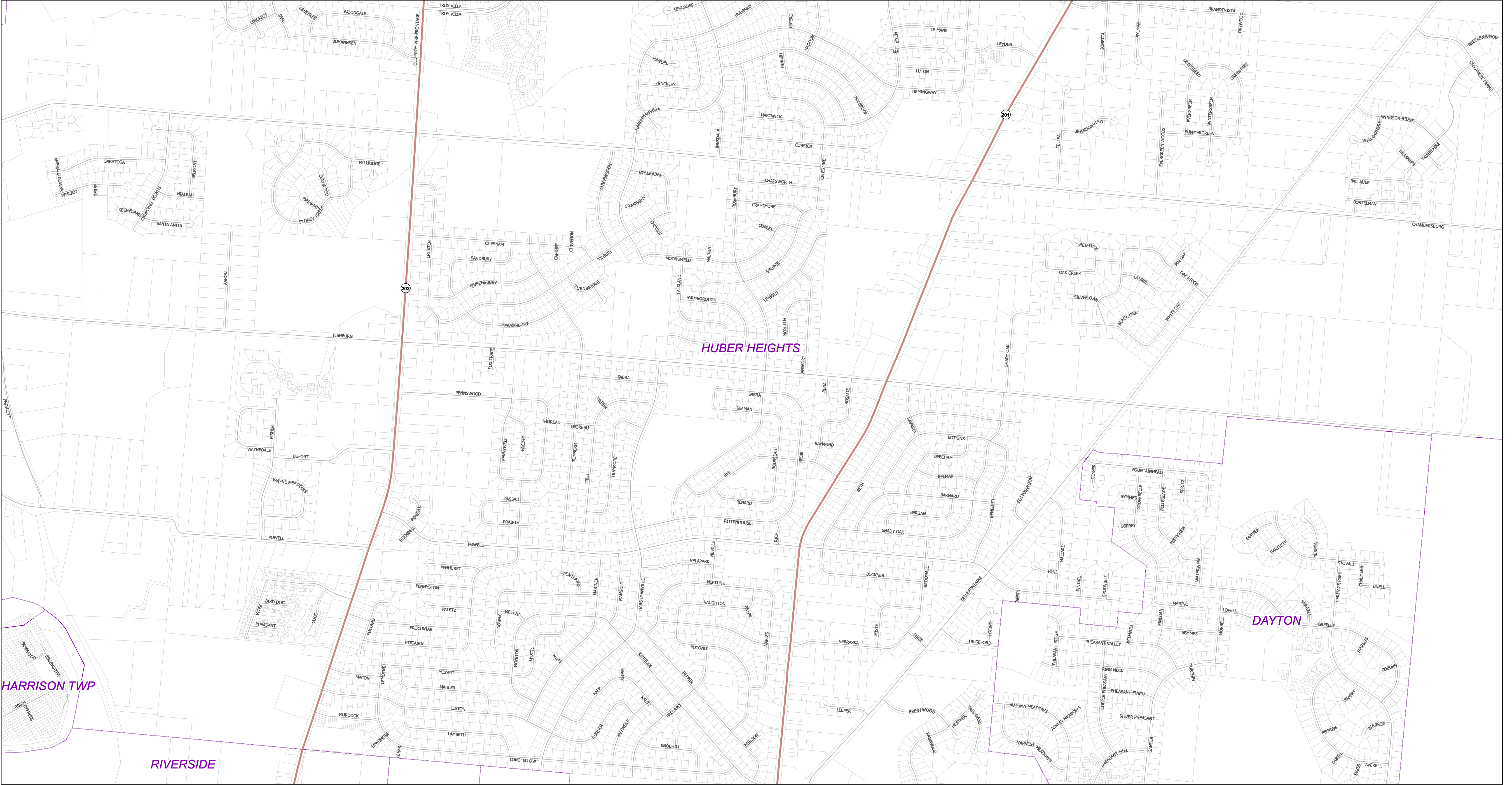
Buildings in Ohio built prior to 1998 or that use plumbing material or older manufactured before 1998 may have materials with greater than 8% lead and are at a higher risk of contributing lead to the drinking water than materials manufactured after 1998. In addition buildings built and plumbing materials manufactured after 2014 were required to have less than 0.25 lead by weight and have the lowest risk for contributing lead to drinking water.

Because it is practically impossible to determine the lead content of an installed fixture, fitting or pipe,it should be assumed that the manufacture or installation date is the primary indicator of the lead content. Therefore, the characteristics of buildings and piping solder or fixtures would be buildings in Ohio built prior to 1998 or that use plumbing material or solder manufactured before 1998 may have materials with greater than 8% lead and are at higher risk of contributing lead to the drinking water than materials manufactured after 1998. In addition, buildings built and plumbing materials manufactured after 2014 were required to have less than 0.25% lead by weight and have the lowest risk for contributing lead to the drinking water. It should be noted however that, although prohibited, some use of leaded solder or leaded components may have occurred after the prohibitions became effective.

| | | | | | | | | | | | |
|----|----|----|----|----|----|----|----|----|----|-----|--|
| 0Q | 1Q | 2Q | 3Q | 4Q | 5Q | 6Q | 7Q | | | | |
| 0P | 1P | 2P | 3P | 4P | 5P | 6P | 7P | | | | |
| 0O | 1O | 2O | 3O | 4O | 5O | 6O | 7O | 8O | 9O | 10O | |
| 0N | 1N | 2N | 3N | 4N | 5N | 6N | 7N | 8N | 9N | 10N | |
| 0M | 1M | 2M | 3M | 4M | 5M | 6M | 7M | 8M | 9M | 10M | |
| 0L | 1L | 2L | 3L | 4L | 5L | 6L | 7L | 8L | 9L | | |
| 0K | 1K | 2K | 3K | 4K | 5K | 6K | 7K | 8K | 9K | | |
| 0J | 1J | 2J | 3J | 4J | 5J | 6J | 7J | 8J | 9J | | |
| 0I | 1I | 2I | 3I | 4I | 5I | 6I | 7I | 8I | 9I | | |
| 0H | 1H | 2H | 3H | 4H | 5H | 6H | 7H | 8H | 9H | | |
| 0G | 1G | 2G | 3G | 4G | 5G | 6G | 7G | 8G | | | |
| 0F | 1F | 2F | 3F | 4F | 5F | 6F | 7F | 8F | | | |
| 0E | 1E | 2E | 3E | 4E | 5E | 6E | 7E | 8E | | | |
| 0D | 1D | 2D | 3D | 4D | 5D | 6D | 7D | 8D | | | |
| 0C | 1C | 2C | 3C | 4C | 5C | 6C | 7C | 8C | | | |
| 0B | 1B | 2B | 3B | 4B | 5B | 6B | 7B | 8B | | | |
| | | | | | | 6A | 7A | 8A | | | |

MCES Water Service Area





Private Side of Water Service

- Potential Lead Containing Components (0)
- Copper & PVC (0)
- Verified Lead Lines (0)

Public Side of Water Service

- Potential Lead Containing Components (0)
- Copper & PVC (0)
- Verified Lead Lines (0)

Montgomery County Environmental Services
Montgomery County, Ohio
Water Service Line & Component Information

Buildings in Ohio built prior to 1998 or that use plumbing material or older manufactured before 1998 may have materials with greater than 8% lead and are at a higher risk of contributing lead to the drinking water than materials manufactured after 1998. In addition buildings built and plumbing materials manufactured after 2014 were required to have less than 0.25 lead by weight and have the lowest risk for contributing lead to drinking water.

Montgomery County Environmental Services (MCES) operates two public water systems. Greater Moraine Public Water System #1(PWS5701315) and Greater Moraine Public Water System #2(PWS5701503). Both systems include over 1380 miles of water main, types of water mains within those miles are C900, Cast Iron, Ductile Iron, High Density Polyethylene Pipe (HDPE), and Pre-stressed Concrete Cylinder Pipe(PCCP). The copper setters made prior to June 1986 may contain lead solder, all copper setters made after 1986 may not. Lead services lines have been encountered within both systems that MCES maintains. MCES now has Standard Operating Procedures and trackingsystems in place to track and remove any lead lines encountered in the future.

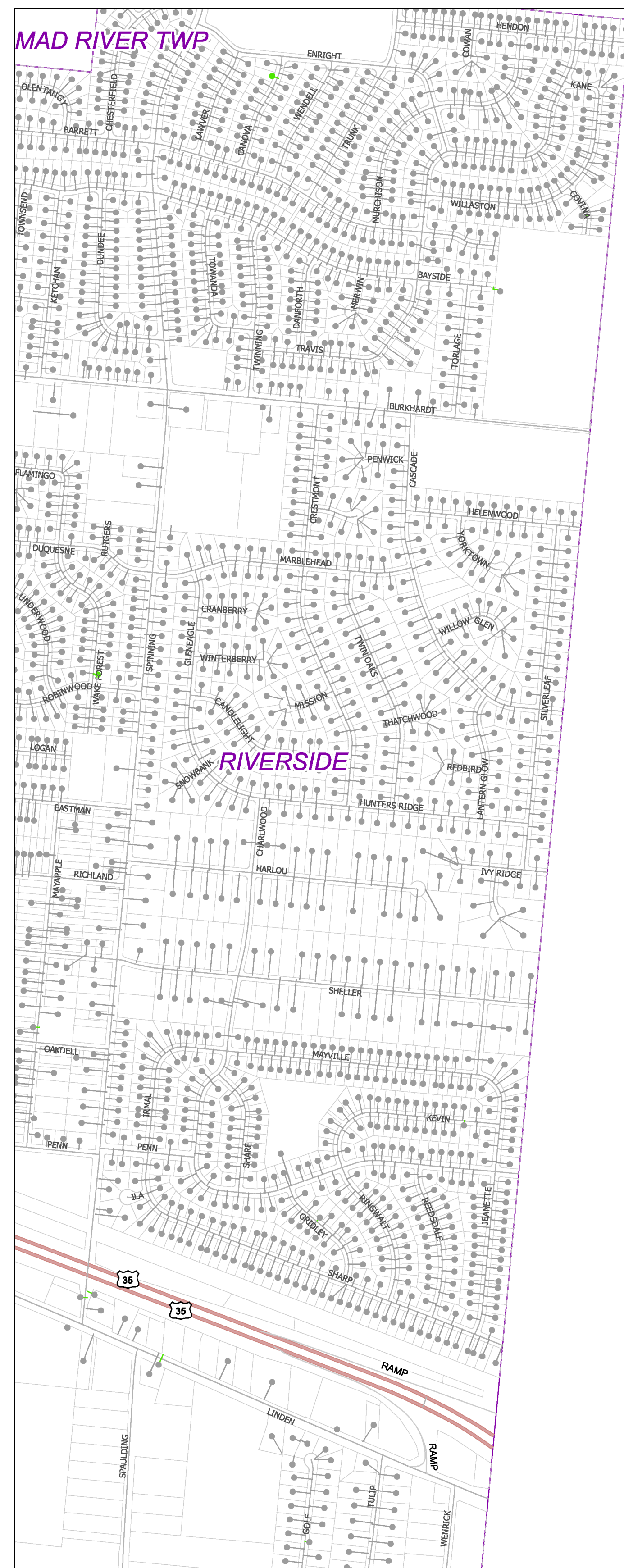
Because it is practically impossible to determine the lead content of an installed fixture, fitting or pipe,it should be assumed that the manufacture or installation date is the primary indicator of the lead content. Therefore, the characteristics of buildings and piping solder or fixtures would be buildings in Ohio built prior to 1998 or that use plumbing material or solder manufactured before 1998 may have materials with greater than 8% lead and are at higher risk of contributing lead to the drinking water than materials manufactured after 1998. In addition, buildings built and plumbing materials manufactured after 2014 were required to have less than 0.25% lead by weight and have the lowest risk for contributing lead to the drinking water. It should be noted however that, although prohibited, some use of leaded solder or leaded components may have occurred after the prohibitions became effective.

| | | | | | | | | | | | |
|----|----|----|----|----|----|----|----|----|----|-----|--|
| 0Q | 1Q | 2Q | 3Q | 4Q | 5Q | 6Q | 7Q | | | | |
| 0P | 1P | 2P | 3P | 4P | 5P | 6P | 7P | | | | |
| 0O | 1O | 2O | 3O | 4O | 5O | 6O | 7O | 8O | 9O | 10O | |
| 0N | 1N | 2N | 3N | 4N | 5N | 6N | 7N | 8N | 9N | 10N | |
| 0M | 1M | 2M | 3M | 4M | 5M | 6M | 7M | 8M | 9M | 10M | |
| 0L | 1L | 2L | 3L | 4L | 5L | 6L | 7L | 8L | 9L | | |
| 0K | 1K | 2K | 3K | 4K | 5K | 6K | 7K | 8K | 9K | | |
| 0J | 1J | 2J | 3J | 4J | 5J | 6J | 7J | 8J | 9J | | |
| 0I | 1I | 2I | 3I | 4I | 5I | 6I | 7I | 8I | 9I | | |
| 0H | 1H | 2H | 3H | 4H | 5H | 6H | 7H | 8H | | | |
| 0G | 1G | 2G | 3G | 4G | 5G | 6G | 7G | 8G | | | |
| 0F | 1F | 2F | 3F | 4F | 5F | 6F | 7F | 8F | | | |
| 0E | 1E | 2E | 3E | 4E | 5E | 6E | 7E | 8E | | | |
| 0D | 1D | 2D | 3D | 4D | 5D | 6D | 7D | 8D | | | |
| 0C | 1C | 2C | 3C | 4C | 5C | 6C | 7C | 8C | | | |
| 0B | 1B | 2B | 3B | 4B | 5B | 6B | 7B | 8B | | | |
| | | | | 6A | 7A | 8A | | | | | |

MCES Water Service Area

8M





Private Side of Water Service

- Potential Lead Containing Components (8)
- Copper & PVC (0)
- Verified Lead Lines (0)

Public Side of Water Service

- Potential Lead Containing Components (8)
- Copper & PVC (1)
- Verified Lead Lines (0)

Montgomery County Environmental Services

Montgomery County, Ohio

Water Service Line & Component Information

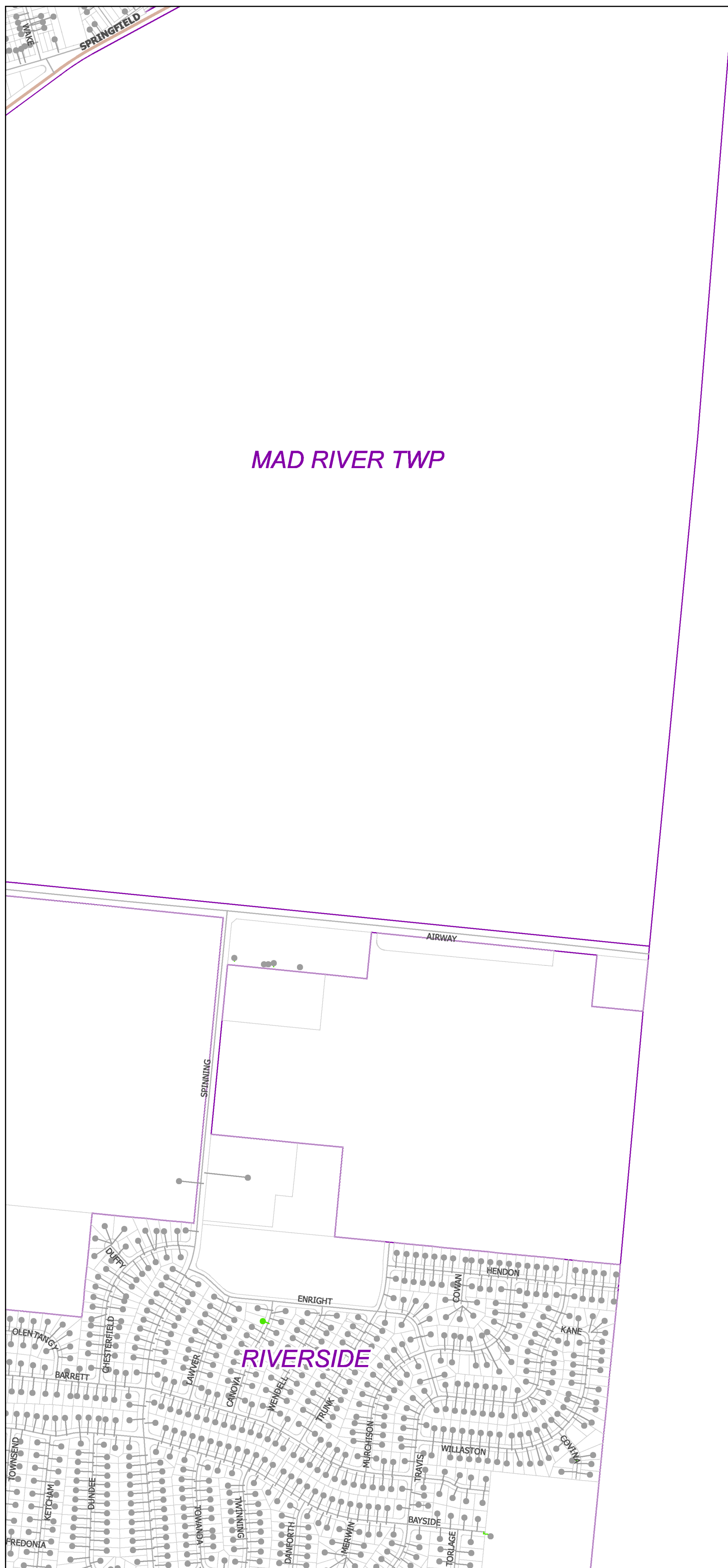
Buildings in Ohio built prior to 1998 or that use plumbing material or older manufactured before 1998 may have materials with greater than 8% lead and are at a higher risk of contributing lead to the drinking water than materials manufactured after 1998. In addition buildings built and plumbing materials manufactured after 2014 were required to have less than 0.25 lead by weight and have the lowest risk for contributing lead to drinking water.

Montgomery County Environmental Services (MCES) operates two public water systems. Greater Moraine Public Water System #1 (PWS5701315) and Greater Moraine Public Water System #2 (PWS5701503). Both systems include over 1380 miles of water main, types of water main include 90" cast iron, 48" ductile iron, 48" high density polyethylene pipe (HDPE), and pre-stressed concrete cylinder pipe (PCCP). The copper settlers made prior to June 1986 may contain lead solder, all copper settlers made after 1986 may not. Lead services lines have been encountered within both systems that MCES maintains. MCES now has Standard Operating Procedures and tracking systems in place to track and remove any lead lines encountered in the future.

Because it is practically impossible to determine the lead content of an installed fitting, fitting or pipe, it should be assumed that the manufacture or installation date is the primary indicator of the lead content. Therefore, the characteristics of buildings and piping solder or fixtures would be buildings in Ohio built prior to 1998 or that use plumbing material or solder manufactured before 1998 may have materials with greater than 8% lead and are at higher risk of contributing lead to the drinking water than materials manufactured after 1998. In addition, buildings built and plumbing materials manufactured after 2014 were required to have less than 0.25% lead by weight and have the lowest risk for contributing lead to the drinking water. It should be noted however that, although prohibited, some use of leaded solder or leaded components may have occurred after the prohibitions became effective.

| | | | | | | | | | |
|----|----|----|----|----|----|----|----|----|----|
| 0Q | 1Q | 2Q | 3Q | 4Q | 5Q | 6Q | 7Q | | |
| 0P | 1P | 2P | 3P | 4P | 5P | 6P | 7P | | |
| 0O | 1O | 2O | 3O | 4O | 5O | 6O | 7O | 8O | 9O |
| 0N | 1N | 2N | 3N | 4N | 5N | 6N | 7N | 8N | 9N |
| 0M | 1M | 2M | 3M | 4M | 5M | 6M | 7M | 8M | 9M |
| 0L | 1L | 2L | 3L | 4L | 5L | 6L | 7L | 8L | 9L |
| 0K | 1K | 2K | 3K | 4K | 5K | 6K | 7K | 8K | 9K |
| 0J | 1J | 2J | 3J | 4J | 5J | 6J | 7J | 8J | 9J |
| 0I | 1I | 2I | 3I | 4I | 5I | 6I | 7I | 8I | 9I |
| 0H | 1H | 2H | 3H | 4H | 5H | 6H | 7H | 8H | |
| 0G | 1G | 2G | 3G | 4G | 5G | 6G | 7G | 8G | |
| 0F | 1F | 2F | 3F | 4F | 5F | 6F | 7F | 8F | |
| 0E | 1E | 2E | 3E | 4E | 5E | 6E | 7E | 8E | |
| 0D | 1D | 2D | 3D | 4D | 5D | 6D | 7D | 8D | |
| 0C | 1C | 2C | 3C | 4C | 5C | 6C | 7C | 8C | |
| 0B | 1B | 2B | 3B | 4B | 5B | 6B | 7B | 8B | |
| | | | | | 6A | 7A | 8A | | |





Private Side of Water Service

- Potential Lead Containing Components (31)
- Copper & PVC (0)
- Verified Lead Lines (0)

Public Side of Water Service

- Potential Lead Containing Components (32)
 Copper & PVC (0)
 Verified Lead Lines (0)

Montgomery County Environmental Services

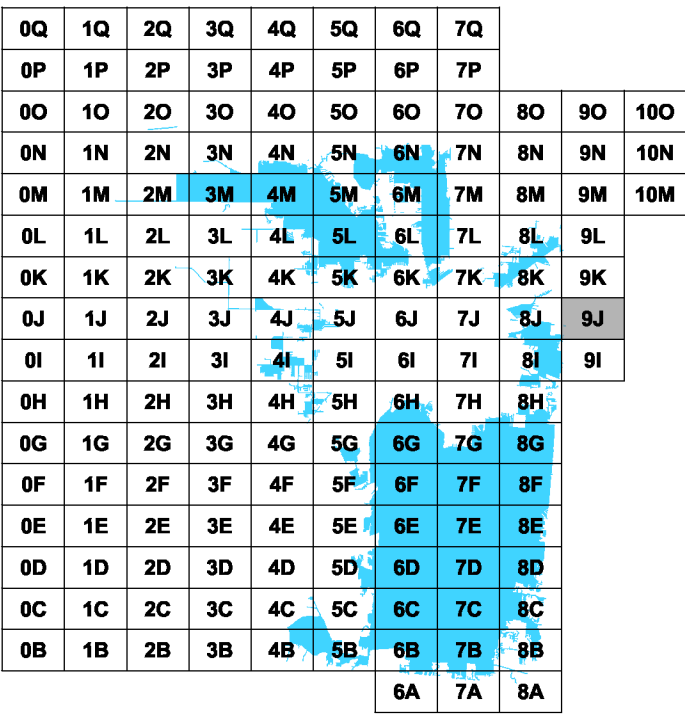
Montgomery County, Ohio

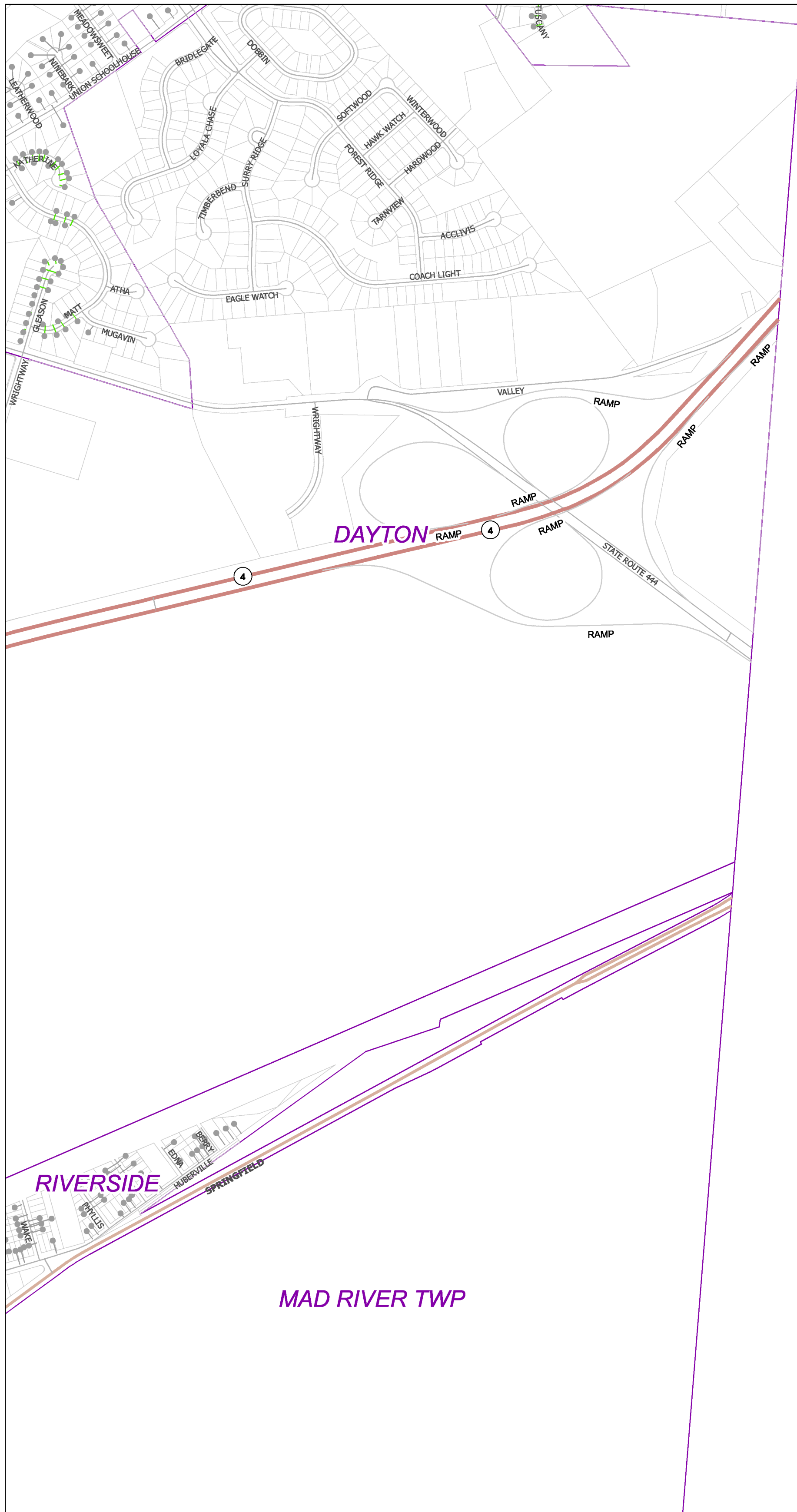
Water Service Line & Component Information

Buildings in Ohio built prior to 1998 or that use plumbing material or older manufactured before 1998 may have materials with greater than 8% lead and are at a higher risk of contributing lead to the drinking water than materials manufactured after 1998. In addition buildings built and plumbing materials manufactured after 2014 were required to have less than 0.25 lead by weight and have the lowest risk for contributing lead to drinking water.

Montgomery County Environmental Services (MCES) operates two public water systems. Greater Moraine Public Water System #1 (PWS5701315) and Greater Moraine Public Water System #2 (PWS5701503). Both systems include over 1380 miles of water main, types of water main include 90" cast iron, 48" ductile iron, 48" high density polyethylene pipe (HDPE), and pre-stressed concrete cylinder pipe (PCCP). The copper settlers made prior to June 1986 may contain lead solder, all copper settlers made after 1986 may not. Lead services lines have been encountered within both systems that MCES maintains. MCES now has Standard Operating Procedures and tracking systems in place to track and remove any lead lines encountered in the future.

Because it is practically impossible to determine the lead content of an installed fitting, fitting or pipe, it should be assumed that the manufacture or installation date is the primary indicator of the lead content. Therefore, the characteristics of buildings and piping solder or fixtures would be buildings in Ohio built prior to 1998 or that use plumbing material or solder manufactured before 1998 may have materials with greater than 8% lead and are at higher risk of contributing lead to the drinking water than materials manufactured after 1998. In addition, buildings built and plumbing materials manufactured after 2014 were required to have less than 0.25% lead by weight and have the lowest risk for contributing lead to the drinking water. It should be noted however that, although prohibited, some use of leaded solder or leaded components may have occurred after the prohibitions became effective.





Private Side of Water Service

- Potential Lead Containing Components (0)
- Copper & PVC (0)
- Verified Lead Lines (0)

Public Side of Water Service

- Potential Lead Containing Components (0)
- Copper & PVC (0)
- Verified Lead Lines (0)

Montgomery County Environmental Services

Montgomery County, Ohio

Water Service Line & Component Information

Buildings in Ohio built prior to 1998 or that use plumbing material or older manufactured before 1998 may have materials with greater than 8% lead and are at a higher risk of contributing lead to the drinking water than materials manufactured after 1998. In addition buildings built and plumbing materials manufactured after 2014 were required to have less than 0.25 lead by weight and have the lowest risk for contributing lead to drinking water.

Montgomery County Environmental Services (MCES) operates two public water systems. Greater Moraine Public Water System #1 (PWS5701315) and Greater Moraine Public Water System #2 (PWS5701503). Both systems include over 1380 miles of water main, types of water main include 90" cast iron, 48" ductile iron, 48" high density polyethylene pipe (HDPE), and pre-stressed concrete cylinder pipe (PCCP). The copper settlers made prior to June 1986 may contain lead solder, all copper settlers made after 1986 may not. Lead services lines have been encountered within both systems that MCES maintains. MCES now has Standard Operating Procedures and tracking systems in place to track and remove any lead lines encountered in the future.

Because it is practically impossible to determine the lead content of an installed fitting, fitting or pipe, it should be assumed that the manufacture or installation date is the primary indicator of the lead content. Therefore, the characteristics of buildings and piping solder or fixtures would be buildings in Ohio built prior to 1998 or that use plumbing material or solder manufactured before 1998 may have materials with greater than 8% lead and are at higher risk of contributing lead to the drinking water than materials manufactured after 1998. In addition, buildings built and plumbing materials manufactured after 2014 were required to have less than 0.25% lead by weight and have the lowest risk for contributing lead to the drinking water. It should be noted however that, although prohibited, some use of leaded solder or leaded components may have occurred after the prohibitions became effective.

| | | | | | | | | | |
|----|----|----|----|----|----|----|----|----|----|
| 0Q | 1P | 2Q | 3Q | 4Q | 5Q | 6Q | 7Q | | |
| 0P | 1P | 2P | 3P | 4P | 5P | 6P | 7P | | |
| 0O | 1O | 2O | 3O | 4O | 5O | 6O | 7O | 8O | 9O |
| 0N | 1N | 2N | 3N | 4N | 5N | 6N | 7N | 8N | 9N |
| 0M | 1M | 2M | 3M | 4M | 5M | 6M | 7M | 8M | 9M |
| 0L | 1L | 2L | 3L | 4L | 5L | 6L | 7L | 8L | 9L |
| 0K | 1K | 2K | 3K | 4K | 5K | 6K | 7K | 8K | 9K |
| 0J | 1J | 2J | 3J | 4J | 5J | 6J | 7J | 8J | 9J |
| 0I | 1I | 2I | 3I | 4I | 5I | 6I | 7I | 8I | 9I |
| 0H | 1H | 2H | 3H | 4H | 5H | 6H | 7H | 8H | |
| 0G | 1G | 2G | 3G | 4G | 5G | 6G | 7G | 8G | |
| 0F | 1F | 2F | 3F | 4F | 5F | 6F | 7F | 8F | |
| 0E | 1E | 2E | 3E | 4E | 5E | 6E | 7E | 8E | |
| 0D | 1D | 2D | 3D | 4D | 5D | 6D | 7D | 8D | |
| 0C | 1C | 2C | 3C | 4C | 5C | 6C | 7C | 8C | |
| 0B | 1B | 2B | 3B | 4B | 5B | 6B | 7B | 8B | |
| | | | | | 6A | 7A | 8A | | |

MCES Water Service Area

