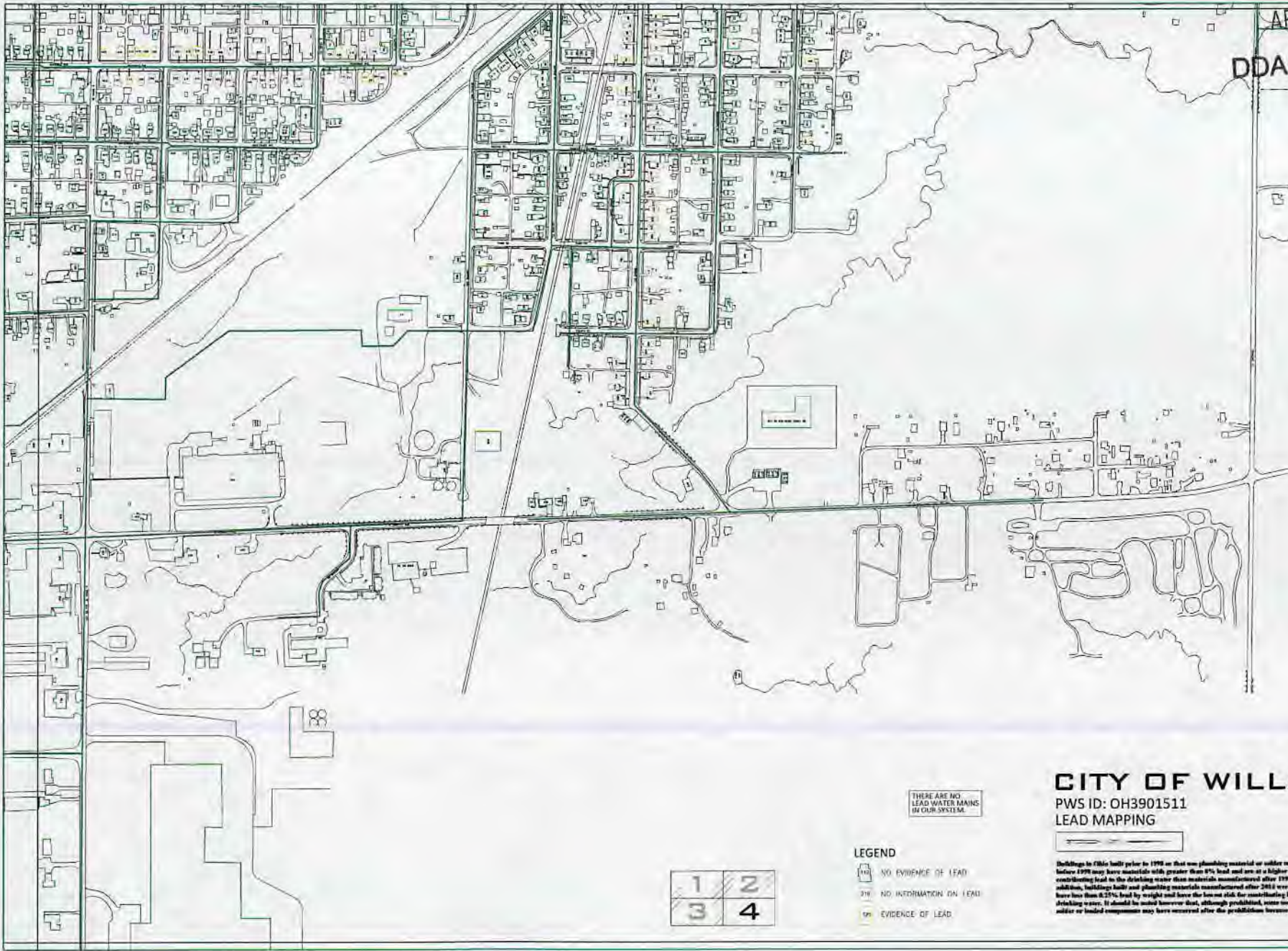


RE: Willard City
Report
Lead Mapping
Drinking Water Program
Huron County
PWS ID: OH3901511

RECEIVED

APR 14 2017

DDAGW - NWDO



THERE ARE NO LEAD WATER MAINS IN OUR SYSTEM.

CITY OF WILLARD
 PWS ID: OH3901511
 LEAD MAPPING



LEGEND

- NO EVIDENCE OF LEAD
- NO INFORMATION ON LEAD
- EVIDENCE OF LEAD

1	2
3	4

Buildings in Ohio built prior to 1998 or that use plumbing material or solder manufactured before 1998 may have materials with greater than 8% lead and are at a higher risk of contributing lead to the drinking water than materials manufactured after 1998. In addition, buildings built and plumbing materials manufactured after 2010 were required to have less than 0.2% lead by weight and have the lowest risk for contributing lead to the drinking water. It should be noted however that, although prohibited, some use of leaded solder or leaded components may have occurred after the prohibition became effective.

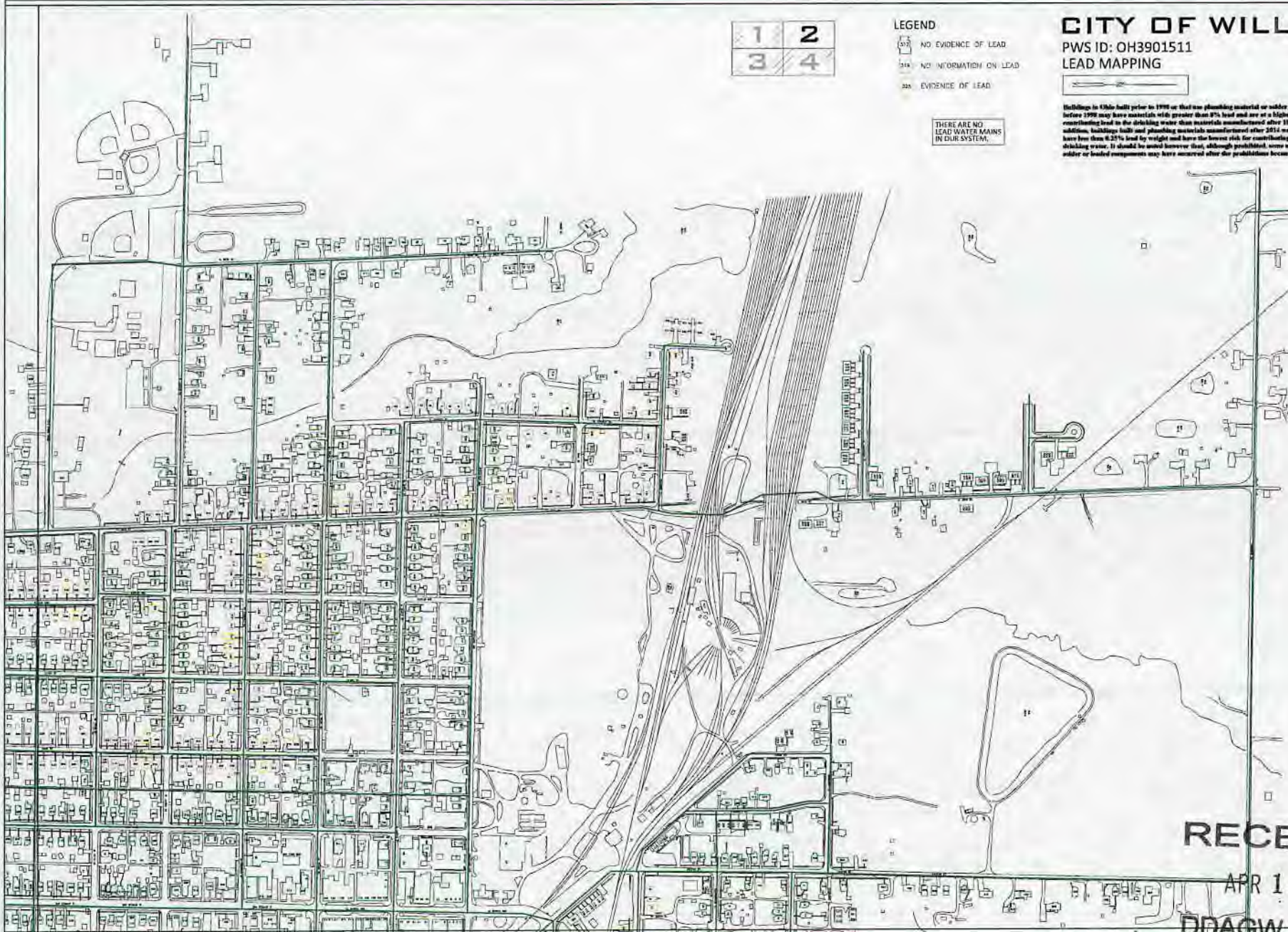
1	2
3	4

- LEGEND**
- 1 03 NO EVIDENCE OF LEAD
 - 2 04 NO INFORMATION ON LEAD
 - 3 05 EVIDENCE OF LEAD

THERE ARE NO LEAD WATER MAINS IN OUR SYSTEM.

CITY OF WILLARD
 PWS ID: OH3901511
 LEAD MAPPING

Buildings in Ohio built prior to 1998 or that use plumbing material or solder manufactured before 1998 may have materials with greater than 8% lead and are at a higher risk of contributing lead to the drinking water than materials manufactured after 1998. In addition, buildings built and plumbing materials manufactured after 2014 were required to have less than 0.25% lead by weight and have the lowest risk for contributing lead to the drinking water. It should be noted however that, although prohibited, some use of leaded solder or leaded components may have occurred after the prohibitions became effective.



RECEIVED
 APR 14 2017
 DDAGW - NWDO

CITY OF WILLARD

PWS ID: OH3901511

LEAD MAPPING



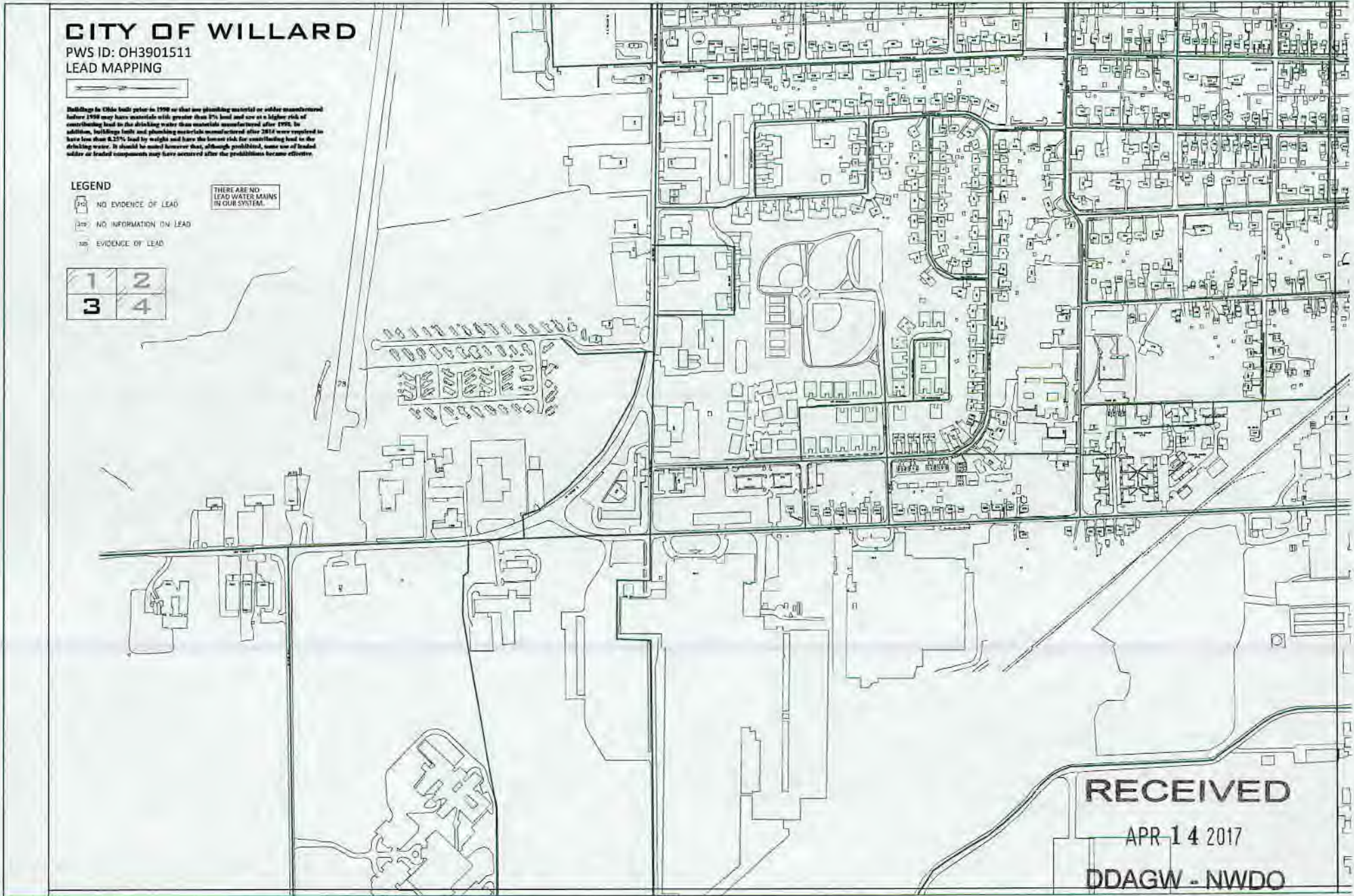
Buildings in Ohio built prior to 1990 or that use plumbing material or solder manufactured before 1990 may have materials with greater than 0% lead and are at a higher risk of contributing lead to the drinking water than materials manufactured after 1990. In addition, buildings built and plumbing materials manufactured after 2014 were required to have less than 0.25% lead by weight and have the lowest risk for contributing lead to the drinking water. It should be noted however that, although prohibited, some use of leaded solder or leaded components may have occurred after the prohibitions became effective.

LEGEND

- 100 NO EVIDENCE OF LEAD
- 200 NO INFORMATION ON LEAD
- 300 EVIDENCE OF LEAD

THERE ARE NO LEAD WATER MAINS IN OUR SYSTEM.

1	2
3	4



RECEIVED

APR 14 2017

DDAGW - NWDO

